



# EUROPEAN FM PROVIDER Report

2023



**DREES &  
SOMMER**

# Table of Contents

<b>Introduction</b>	<b>3</b>	Globe Williams International	40
<b>About IFMA EMEA</b>	<b>4</b>	ISS A/S	42
<b>About Drees &amp; Sommer</b>	<b>5</b>	Klüh Service Management GmbH	44
<b>Background and Methodology</b>	<b>6</b>	Leadec Holding BV. & Co. KG	46
<b>Overview of European FM providers participating in the survey</b>	<b>7</b>	OKIN FACILITY, a.s.	48
<b>Company profiles of European FM providers participating in the survey</b>	<b>15</b>	REIWAG Facility Services GmbH	50
AGT SERVICES	16	SPIE SA	52
Atalian Global Services	18	STRABAG Property and Facility Services	54
B+N Facility Services	20	Vebego International V.A.	56
CBRE Global Workplace Solutions	22	VINCI Facilities	58
COOR Service Management	24	WISAG (WISAG Facility Service Holding + WISAG Service Holding Europa)	60
Dussmann Group	26	<b>Short company profiles of other European FM providers</b>	<b>62</b>
Dr. Sasse AG	28	<b>Glossary</b>	<b>72</b>
European Customer Synergy S.A. (ECS)	30	<b>Sustainability in building operations</b>	<b>74</b>
Equans	32	<b>Desk-based research: List of references</b>	<b>84</b>
First Facility	34	<b>Imprint</b>	<b>86</b>
Four FM AB	36		
Gemmo SpA	38		

# Introduction

## **Our purpose and aspiration**

Following the success of the first two editions of the FM Provider Report, we present the third edition, continuing with our aim of increasing transparency in the European FM provider market.

Maintaining an overview of today's FM market is a major challenge. The market is still characterized by a low level of transparency. Globalization and the associated ever-increasing connectivity further aggravate this situation. FM providers are increasingly focusing on their core business while offering additional services through strategic partnerships. This is resulting in a trend towards increased bundling of services.

In keeping with our aim of increasing transparency in the European FM provider market, we are making this report available free of charge. It provides clients with a good overview of the FM market, while giving FM providers the opportunity to present their services and international presence to potential clients.

The close interaction of internal resources and external FM service providers is required to ensure that building operation is professional, innovative, digital and sustainable. That is why it is essential for portfolio owners to know in which countries FM service providers operate.

This European FM Provider Report aims to provide transparency in this respect, allowing clients to find the optimal service provider for their needs.

Sustainable Facility Management is particularly important for established buildings, as they may have inherent design issues that, without proper management, can quickly result in higher maintenance and operation costs. That said, it is important to realize that even the best-designed building will not yield optimal results in terms of economy, ecology and amenity without professional Asset Management, Property Management and Facility Management.

We would like to thank our partner, the International Facility Management Association EMEA (IFMA EMEA), for their support, and to once again thank all FM providers who provided us with their data and made the report possible again this year.

Thomas Häusser and Bernd Fisel



**BERND FISEL**  
*Associate Partner/Director at  
Drees & Sommer*



**THOMAS HÄUSSER**  
*Partner at  
Drees & Sommer SE*

# About IFMA EMEA

IFMA is the world's largest and most widely recognized international association for facility management (FM) professionals, supporting more than 24,000 members in 130 countries. Formed in 1980, IFMA certifies professionals in facility management, conducts research and provides educational programs. IFMA EMEA maintains a strong connection with IFMA; but with headquarters in Brussels, Belgium, it is dedicated to serving the needs of our local chapters and regional members. Our focus is on building strong FM communities by providing regional programs in Europe, the Middle East and Africa, with respect for the local differences. IFMA EMEA partners with industry-related stakeholders and associations in this region and is further developing relations with the European Commission and relevant institutions to have impact on policy makers'.



**LARA PAEMEN**  
*Managing Director*  
IFMA EMEA

# About Drees & Sommer

Drees & Sommer is your innovative partner for consulting, planning, construction and operation. The leading European consulting, planning and project management enterprise, Drees & Sommer has supported private and public clients and investors for over 50 years in all aspects of real estate and infrastructure – both analog and digital. The result is cost-effective and sustainable buildings, profitable real estate portfolios, people-oriented working environments, and visionary mobility concepts. The company's over 5,100 employees in 59 locations around the world work in interdisciplinary teams to provide support for clients from a wide variety of sectors. All the services provided by the partner-run company take into consideration both economic and ecological concerns. Drees & Sommer calls this holistic approach *the blue way*®.

# Background and Methodology

## **Aim**

This report aims to increase the transparency of facility management (FM) providers in the European market. When creating this report, we had to bear in mind that, according to the DIN EN 15221-4 standard, the spectrum of FM services ranges from space and infrastructure to people and organization.

This wide range of services has meant that meaningful market data has been largely lacking and comparability difficult to achieve. This report seeks to provide a well-structured and up-to-date overview of the European FM market.

## **Dual Purpose**

Firstly, the report provides companies that require FM services with a clear overview of the market, allowing them to identify and approach potential suppliers, taking into account the number of employees, as well as regional and functional criteria.

Secondly, the report gives FM providers the opportunity to present their company and the services they offer in the European market in a structured way. The report can also serve as the basis for further analysis and a benchmark for all market participants.

## **Methodology**

A survey was conducted to identify the largest integrated FM providers in the European market. Only providers offering a number of FM services and operating in at least two European countries were considered. Research conducted Drees & Sommer in collaboration with the IFMA identified 59 FM providers that met these criteria.

All of these 59 FM providers were contacted, of which 23 completed the survey. These companies are described in detail in this report. In addition, a brief overview of the remaining 36 FM providers, based on Internet research, has been included.

## **Outlook**

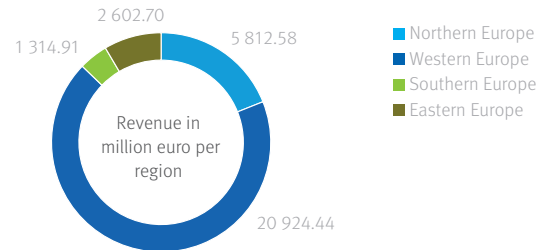
Future editions of this report will continue to improve market coverage and the way data is structured and presented.

Overview of European  
FM Providers participating  
in the survey

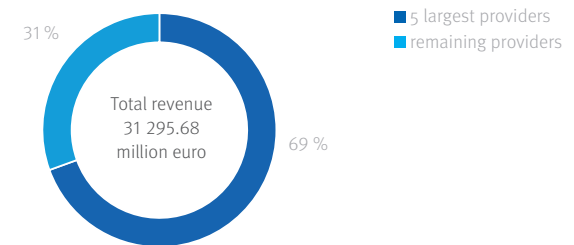
# Overview of European FM Providers

The following pie charts provide an overview of the total revenue and number of employees of the European FM providers that participated in this report.

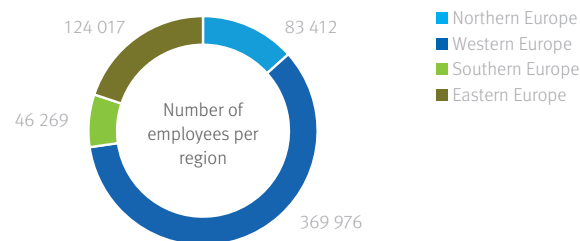
TOTAL REVENUE OF PROVIDERS IN EUROPE<sup>1</sup>



TOTAL REVENUE OF THE LARGEST PROVIDERS IN EUROPE<sup>1</sup>



TOTAL NUMBER OF EMPLOYEES OF PROVIDERS IN EUROPE<sup>1</sup>



The charts on the left clearly show that the majority of the revenues of the FM companies participating in this survey are generated in Western Europe. The number of employees is also highest in this region compared to the other regions in Europe.

One reason for this could possibly be that there are fewer large, integrated providers in Southern Europe; instead, there are many smaller FM providers that do not meet the criteria for participation in this report. This means that they are either only active in one European country or do not offer a wide range and variety of FM services – or both.

Furthermore, the chart on the right shows that the five largest FM providers generate 69% of the revenue, while the other 18 providers together account for 31% of the revenue. This clearly shows that there are a few big players in the European FM market, but at the same time there are many small providers.

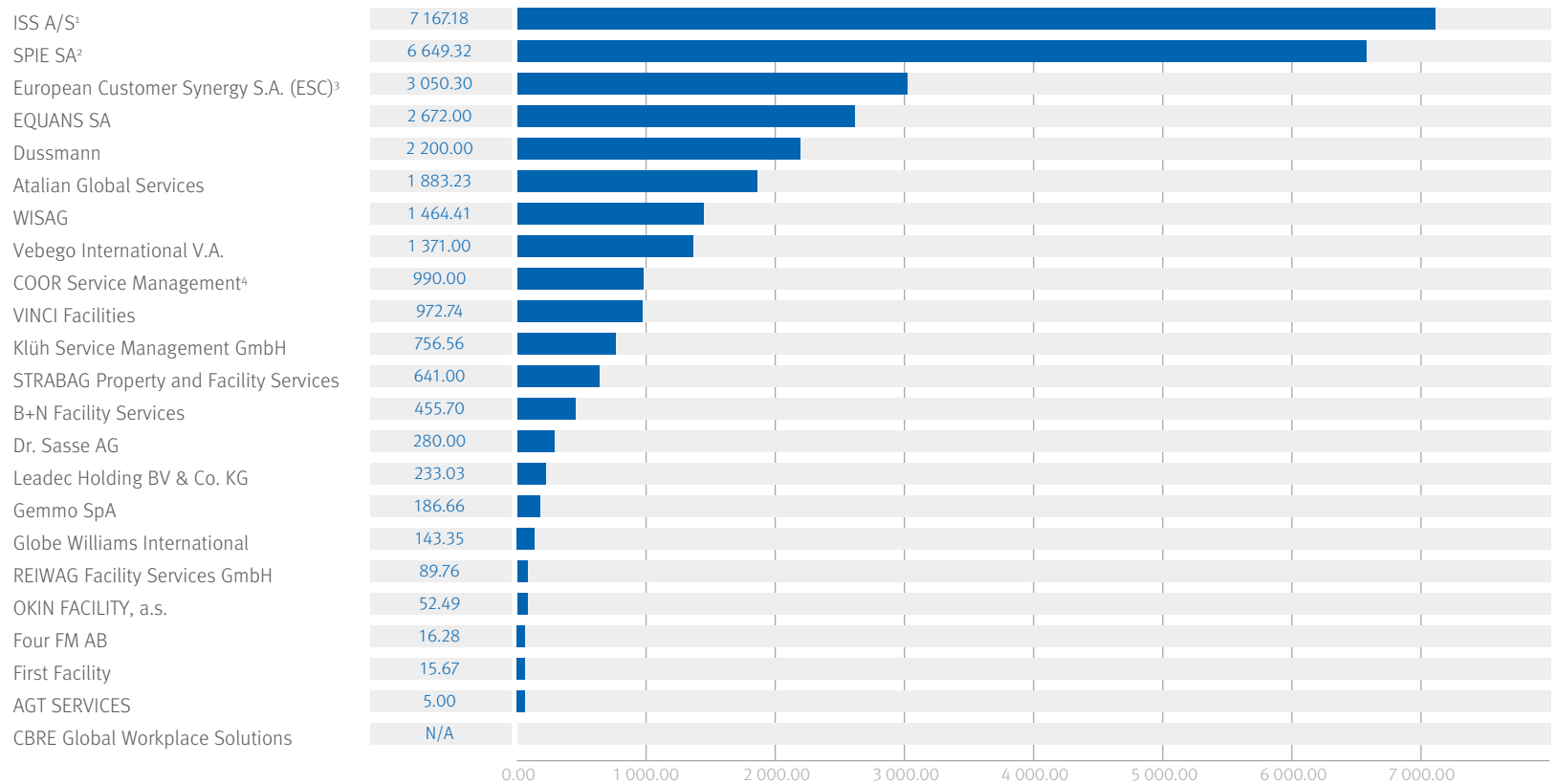
<sup>1</sup>Only providers that participated in the survey are listed

Values have been rounded



# Overview of European FM Providers

## FACILITY MANAGEMENT SERVICES REVENUE IN EUROPE (IN MILLION EURO)



<sup>1</sup>Values have been converted from DKK to EUR at the exchange rate on 16.08.23

<sup>2</sup>Approximate revenues in multi-technical services for facilities, infrastructure and energy

<sup>3</sup>Revenues of the ECS members are included here (among others Okin and Wisag, which are also part of this report)

<sup>4</sup>Values have been converted from SEK to EUR at the exchange rate on 16.08.23

Values have been rounded

# Overview of European FM Providers

## REVENUE IN NORTHERN EUROPE (IN MILLION EURO)

ISS A/S <sup>1</sup>	3 212.47	
Equans	1 246.00	
COOR Service Management <sup>2</sup>	990.00	
Dussmann	156.00	
European Customer Synergy S.A. (ECS) <sup>3</sup>	66.50	
Leadec Holding BV & Co. KG	33.80	
VINCI Facility	32.65	
Dr. Sasse AG	32.00	
Four FM AB	16.28	
WISAG	15.81	
Globe Williams International	9.25	
Spie SA <sup>4</sup>	1.82	
AGT SERVICES	0.00	
Atalian Global Services	0.00	
B+N Facility Services	0.00	
First Facility	0.00	
Gemmo SpA	0.00	
Klüh Service Management GmbH	0.00	
OKIN FACILITY, a.s.	0.00	
REIWAG Facility Services GmbH	0.00	
STRABAG Property and Facility Services	0.00	
Vebeo International V.A.	0.00	
CBRE Global Workplace Solutions	N/A	

## REVENUE IN WESTERN EUROPE (IN MILLION EURO)

Spie SA <sup>4</sup>	6 413.50	
ISS A/S <sup>1</sup>	2 807.98	
European Customer Synergy S.A. (ECS) <sup>3</sup>	2 735.69	
Atalian Global Services	1 594.68	
WISAG	1 441.60	
Vebeo International V.A.	1 371.00	
Equans	1 357.00	
Dussmann	1 139.00	
VINCI Facilities	893.51	
Klüh Service Management GmbH	700.14	
Dr. Sasse AG	246.00	
Leadec Holding BV & Co. KG	172.14	
REIWAG Facility Services GmbH	40.10	
Globe Williams International	12.10	
AGT SERVICES	0.00	
B+N Facility Services	0.00	
COOR Service Management <sup>2</sup>	0.00	
First Facility	0.00	
Four FM AB	0.00	
Gemmo SpA	0.00	
OKIN FACILITY, a.s.	0.00	
CBRE Global Workplace Solutions	N/A	
STRABAG Property and Facility Services	N/A	

<sup>1</sup>Values have been converted from DKK to EUR at the exchange rate on 16.08.23

<sup>2</sup>Values have been converted from SEK to EUR at the exchange rate on 16.08.23

<sup>3</sup>Revenues of the ECS members are included here (among others Okin and Wisag, which are also part of this report)

<sup>4</sup>Approximate revenues in multi-technical services for facilities, infrastructure and energy

Values have been rounded

# Overview of European FM Providers

## REVENUE IN EASTERN EUROPE (IN MILLION EURO)

B+N Facility Services	441.84	
Spie SA <sup>1</sup>	234.00	
Atalian	189.80	
Dussmann	107.00	
European Customer Synergy S.A. (ECS) <sup>2</sup>	67.87	
OKIN FACILITY, a.s.	52.49	
REIWAG Facility Services GmbH	43.31	
ISS A/S <sup>3</sup>	42.27	
VINCI Facilities	32.17	
Globe Williams International	30.40	
Leadec Holding BV & Co. KG	27.07	
EQUANS SA	18.00	
First Facility	11.98	
Klüh Service Management GmbH	8.51	
WISAG	6.20	
Dr. Sasse AG	2.00	
AGT SERVICES	0.00	
COOR Service Management <sup>4</sup>	0.00	
Four FM AB	0.00	
Gemmo SpA	0.00	
Vebeo International V.A.	0.00	
CBRE Global Workplace Solutions	N/A	
STRABAG Property and Facility Services	N/A	

## REVENUE IN SOUTHERN EUROPE (IN MILLION EURO)

ISS A/S <sup>3</sup>	1104.46	
Dussmann	798.00	
Gemmo SpA	186.66	
European Customer Synergy S.A. (ECS) <sup>2</sup>	180.24	
Atalian	98.75	
Globe Williams International	91.60	
EQUANS SA	51.00	
Klüh Service Management GmbH	47.90	
VINCI Facilities	14.40	
B+N Facility Services	13.85	
REIWAG Facility Services GmbH	6.35	
AGT SERVICES	5.00	
First Facility	3.69	
WISAG	0.80	
COOR Service Management <sup>4</sup>	0.00	
Dr. Sasse AG	0.00	
Four FM AB	0.00	
Leadec Holding BV & Co. KG	0.00	
OKIN FACILITY, a.s.	0.00	
Spie SA <sup>1</sup>	0.00	
STRABAG Property and Facility Services	0.00	
Vebeo International V.A.	0.00	
CBRE Global Workplace Solutions	N/A	

<sup>1</sup>Approximate revenues in multi-technical services for facilities, infrastructure and energy

<sup>2</sup>Revenues of the ECS members are included here (among others Okin and Wisag, which are also part of this report)

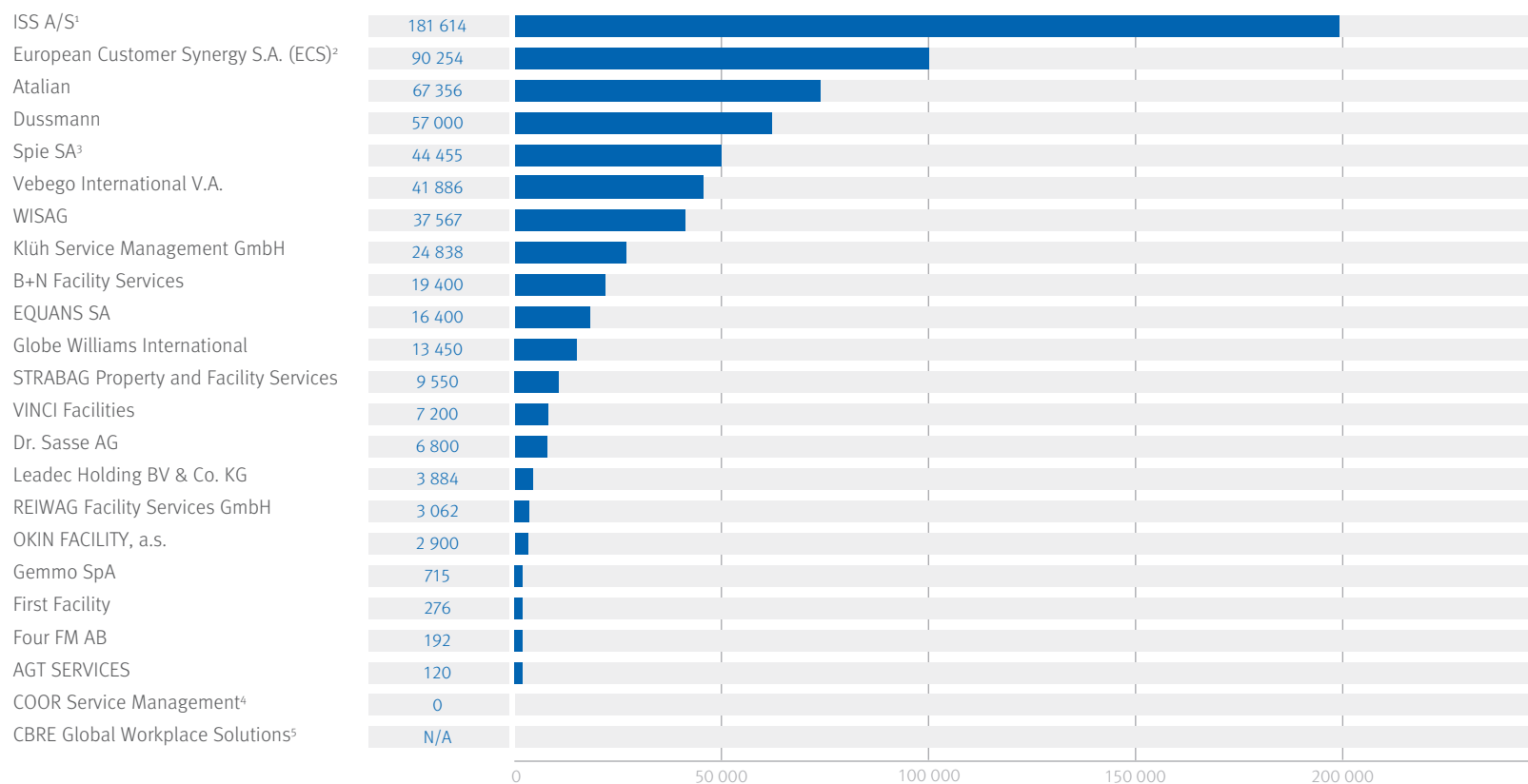
<sup>3</sup>Values have been converted from DKK to EUR at the exchange rate on 16.08.23

<sup>4</sup>Values have been converted from SEK to EUR at the exchange rate on 16.08.23

Values have been rounded

# Overview of European FM Providers

## EMPLOYEES IN EUROPE



<sup>1</sup>Values have been converted from DKK to EUR at the exchange rate on 16.08.23

<sup>2</sup>Revenues of the ECS members are included here (among others Okin and Wisag, which are also part of this report)

<sup>3</sup>Approximate revenues in multi-technical services for facilities, infrastructure and energy

<sup>4</sup>Values have been converted from SEK to EUR at the exchange rate on 16.08.23

<sup>5</sup>Values have been converted from USD to EUR at the exchange rate on 16.08.23

Values have been rounded

# Overview of European FM Providers

## EMPLOYEES IN NORTHERN EUROPE

ISS A/S <sup>1</sup>	56 327	
COOR Service Management <sup>2</sup>	10 267	
EQUANS SA	8 500	
Dussmann	2 800	
European Customer Synergy S.A. (ECS) <sup>3</sup>	2 124	
Dr. Sasse AG	1 200	
Globe Williams International	1 076	
Leadec Holding BV & Co. KG	612	
Four FM AB	192	
WISAG	180	
VINCI Facilities	134	
AGT SERVICES	0	
Atalian	0	
B+N Facility Services	0	
Gemmo SpA	0	
Klüh Service Management GmbH	0	
Spie SA <sup>4</sup>	0	
STRABAG Property and Facility Services	0	
Vebeo International V.A.	0	
CBRE Global Workplace Solutions <sup>5</sup>	N/A	
First Facility	N/A	
OKIN FACILITY, a.s.	N/A	
REIWAG Facility Services GmbH	N/A	

## EMPLOYEES IN WESTERN EUROPE

European Customer Synergy S.A. (ECS) <sup>3</sup>	77 408	
Atalian	53 803	
ISS A/S <sup>1</sup>	53 687	
Vebeo International V.A.	41 886	
Spie SA <sup>4</sup>	41 113	
WISAG	36 997	
Dussmann	26 500	
Klüh Service Management GmbH	19 665	
EQUANS SA	7 500	
Dr. Sasse AG	5 500	
Leadec Holding BV & Co. KG	2 446	
REIWAG Facility Services GmbH	1 500	
VINCI Facilities	1 298	
Globe Williams International	673	
AGT SERVICES	0	
B+N Facility Services	0	
COOR Service Management <sup>2</sup>	0	
Four FM AB	0	
Gemmo SpA	0	
CBRE Global Workplace Solutions <sup>5</sup>	N/A	
First Facility	N/A	
OKIN FACILITY, a.s.	N/A	
STRABAG Property and Facility Services	N/A	

<sup>1</sup>Values have been converted from DKK to EUR at the exchange rate on 16.08.23

<sup>2</sup>Values have been converted from SEK to EUR at the exchange rate on 16.08.23

<sup>3</sup>Revenues of the ECS members are included here (among others Okin and Wisag, which are also part of this report)

<sup>4</sup>Approximate revenues in multi-technical services for facilities, infrastructure and energy

<sup>5</sup>Values have been converted from USD to EUR at the exchange rate on 16.08.23

Values have been rounded

# Overview of European FM Providers

## EMPLOYEES IN EASTERN EUROPE

B+N Facility Services	18 804	
Dussmann	4 500	
Atalian Global Services	4 413	
Globe Williams International	3 631	
European Customer Synergy S.A. (ECS) <sup>1</sup>	3 452	
Spie SA <sup>2</sup>	3 342	
OKIN FACILITY, a.s.	2 900	
ISS A/S <sup>3</sup>	1 892	
REIWAG Facility Services GmbH	1 297	
Leadec Holding BV & Co. KG	826	
Klüh Service Management GmbH	480	
WISAG	350	
EQUANS SA	200	
Dr. Sasse AG	100	
VINCI Facilities	82	
AGT SERVICES	0	
COOR Service Management <sup>4</sup>	0	
Four FM AB	0	
Gemmo SpA	0	
VebeGo International V.A.	0	
CBRE Global Workplace Solutions <sup>5</sup>	N/A	
First Facility	N/A	
STRABAG Property and Facility Services	N/A	

## EMPLOYEES IN SOUTHERN EUROPE

ISS A/S <sup>3</sup>	69 708	
Dussmann	23 200	
Atalian Global Services	9 140	
Globe Williams International	8 070	
European Customer Synergy S.A. (ECS) <sup>1</sup>	7 270	
Klüh Service Management GmbH	4 693	
Gemmo SpA	715	
B+N Facility Services	596	
REIWAG Facility Services GmbH	265	
EQUANS SA	200	
AGT SERVICES	120	
WISAG	40	
COOR Service Management <sup>4</sup>	0	
Dr. Sasse AG	0	
Four FM AB	0	
Leadec Holding BV & Co. KG	0	
Spie SA <sup>2</sup>	0	
STRABAG Property and Facility Services	0	
VebeGo International V.A.	0	
CBRE Global Workplace Solutions <sup>5</sup>	N/A	
First Facility	N/A	
OKIN FACILITY, a.s.	N/A	
VINCI Facilities	N/A	

<sup>1</sup>Revenues of the ECS members are included here (among others Okin and Wisag, which are also part of this report)

<sup>2</sup>Approximate revenues in multi-technical services for facilities, infrastructure and energy

<sup>3</sup>Values have been converted from DKK to EUR at the exchange rate on 16.08.23

<sup>4</sup>Values have been converted from SEK to EUR at the exchange rate on 16.08.23

<sup>5</sup>Values have been converted from USD to EUR at the exchange rate on 16.08.23

Values have been rounded





# AGT SERVICES

Athens, Greece  
 No parent company  
 www.agtgroup.gr  
 Currency of provided values: EUR



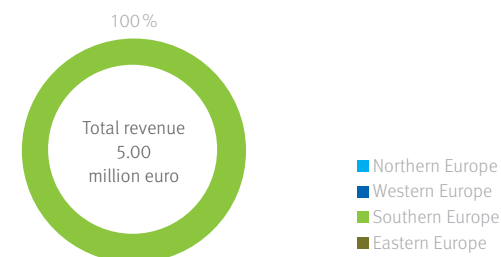
## FM REVENUE

Revenue (in million EUR)	2021	2022
Worldwide	5.00	5.00
Europe	5.00	5.00
Northern Europe	0.00	0.00
Western Europe	0.00	0.00
Eastern Europe	0.00	0.00
Southern Europe	5.00	5.00

## EMPLOYEES PER REGION

Employees	2021	2022
Worldwide	100	120
Europe	100	120
Northern Europe	0	0
Western Europe	0	0
Eastern Europe	0	0
Southern Europe	100	120

## TOTAL REVENUE PER REGION, 2022



## WORLD GEOGRAPHICAL PRESENCE

Also active in	
Africa	–
Asia	–
Australia	–
North America	–
Central America	–
South America	–

All figures refer to the FM sector only, unless otherwise indicated  
 Revenue values have been rounded



	FINANCIAL	SPACE & INFRASTRUCTURE					PEOPLE & ORGANIZATION						
	FM Revenue 2022 (In million EUR)	Space	Outdoor	Cleaning	Workplace	Primary activity specific	HGSS&E	Hospitality	ICT	Logistics	Business Support	Organization specific	Sustainability
<b>NORTHERN EUROPE</b>													
Denmark	0.00												
Estonia	0.00												
Finland	0.00												
Iceland	0.00												
Ireland	0.00												
Latvia	0.00												
Lithuania	0.00												
Norway	0.00												
Sweden	0.00												
United Kingdom	0.00												
<b>Sum</b>	<b>0.00</b>												
<b>WESTERN EUROPE</b>													
Austria	0.00												
Belgium	0.00												
France	0.00												
Germany	0.00												
Liechtenstein	0.00												
Luxembourg	0.00												
Monaco	0.00												
Netherlands	0.00												
Switzerland	0.00												
<b>Sum</b>	<b>0.00</b>												
<b>EASTERN EUROPE</b>													
Belarus	0.00												
Bulgaria	0.00												
Czech Republic	0.00												
Hungary	0.00												
Moldova	0.00												
Poland	0.00												
Romania	0.00												
Russia	0.00												
Slovakia	0.00												
Ukraine	0.00												
<b>Sum</b>	<b>0.00</b>												
<b>SOUTHERN EUROPE</b>													
Albania	0.00												
Bosnia and Herzegovina	0.00												
Croatia	0.00												
Greece	4.00												
Italy	1.00												
Kosovo	0.00												
Malta	0.00												
Montenegro	0.00												
North Macedonia	0.00												
Portugal	0.00												
Serbia	0.00												
Slovenia	0.00												
Spain	0.00												
Turkey	0.00												
<b>Sum</b>	<b>5.00</b>												
<b>Total FM Revenue Europe</b>	<b>5.00</b>												

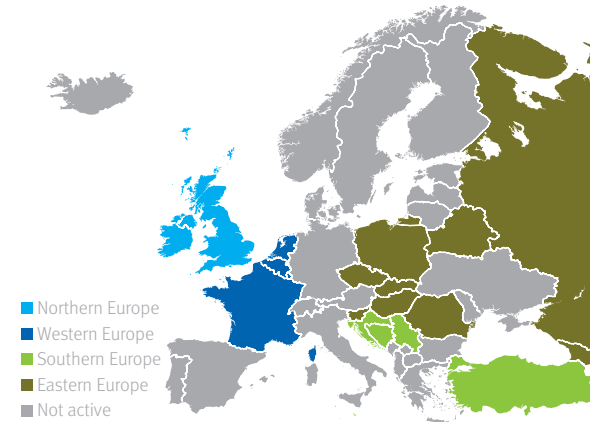
Insourcing rate of offered services:  Service is not offered  0%  25%  50%  75%  100%

Revenue values have been rounded

# ATALIAN GLOBAL SERVICES



Paris, France  
 Name of parent company: La Financière Atalian  
 www.atalian.com  
 Currency of provided values: EUR



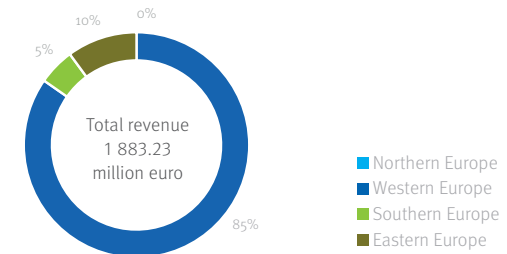
## FM REVENUE

Revenue (in million EUR)	2021	2022
Worldwide	2 032.14	2 065.09
Europe	1 825.50	1 883.23
Northern Europe	0	0
Western Europe	1 560.65	1 594.68
Eastern Europe	176.55	189.80
Southern Europe	88.29	98.75

## EMPLOYEES PER REGION

Employees	2021	2022
Worldwide	72 443	70 564
Europe	68 477	67 356
Northern Europe	0	0
Western Europe	55 812	53 803
Eastern Europe	5 078	4 413
Southern Europe	7 587	9 140

## TOTAL REVENUE PER REGION, 2022



## WORLD GEOGRAPHICAL PRESENCE

Also active in	
Africa	✓
Asia	✓
Australia	–
North America	✓
Central America	–
South America	–

All figures refer to the FM sector only, unless otherwise indicated  
 Revenue values have been rounded

	FINANCIAL	SPACE & INFRASTRUCTURE					PEOPLE & ORGANIZATION						
	FM Revenue 2022 (In million EUR)	Space	Outdoor	Cleaning	Workplace	Primary activity specific	HGSS&E	Hospitality	ICT	Logistics	Business Support	Organization specific	Sustainability
<b>NORTHERN EUROPE</b>													
Denmark	0.00												
Estonia	0.00												
Finland	0.00												
Iceland	0.00												
Ireland	0.00												
Latvia	0.00												
Lithuania	0.00												
Norway	0.00												
Sweden	0.00												
United Kingdom	0.00												
<b>Sum</b>	<b>0.00</b>												
<b>WESTERN EUROPE</b>													
Austria	0.00												
Belgium	122.55	■	■	■	■	■	■	■	■	■	■	■	■
France	1 388.39	■	■	■	■	■	■	■	■	■	■	■	■
Germany	0.00												
Liechtenstein	0.00												
Luxembourg	21.89	■	■	■	■	■	■	■	■	■	■	■	■
Monaco	0.00												
Netherlands	61.83	■	■	■	■	■	■	■	■	■	■	■	■
Switzerland	0.00												
<b>Sum</b>	<b>1 594.68</b>												
<b>EASTERN EUROPE</b>													
Belarus	1.25	■	■	■	■	■	■	■	■	■	■	■	■
Bulgaria	0.00												
Czech Republic	74.11	■	■	■	■	■	■	■	■	■	■	■	■
Hungary	14.30	■	■	■	■	■	■	■	■	■	■	■	■
Moldova	0.00												
Poland	20.57	■	■	■	■	■	■	■	■	■	■	■	■
Romania	19.98	■	■	■	■	■	■	■	■	■	■	■	■
Russia	25.30	■	■	■	■	■	■	■	■	■	■	■	■
Slovakia	34.26	■	■	■	■	■	■	■	■	■	■	■	■
Ukraine	0.00												
<b>Sum</b>	<b>189.80</b>												
<b>SOUTHERN EUROPE</b>													
Albania	0.00												
Bosnia and Herzegovina	1.82	■	■	■	■	■	■	■	■	■	■	■	■
Croatia	27.43	■	■	■	■	■	■	■	■	■	■	■	■
Greece	0.00												
Italy	0.00												
Kosovo	0.00												
Malta	0.00												
Montenegro	0.00												
North Macedonia	0.00												
Portugal	0.00												
Serbia	12.89	■	■	■	■	■	■	■	■	■	■	■	■
Slovenia	0.00												
Spain	0.00												
Turkey	56.59	■	■	■	■	■	■	■	■	■	■	■	■
<b>Sum</b>	<b>98.75</b>												
<b>Total FM Revenue Europe</b>	<b>1 883.23</b>												

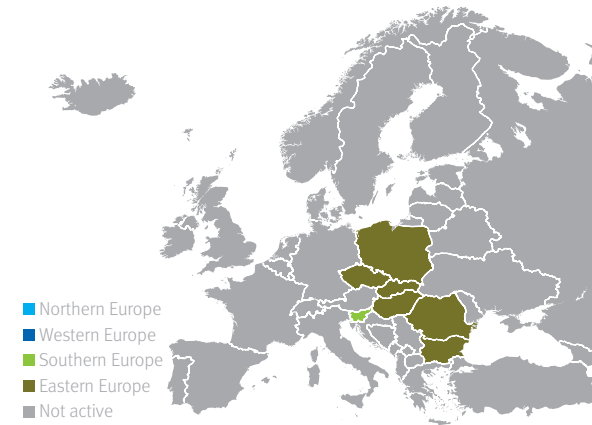
Insourcing rate of offered services: □ Service is not offered ■ 0% ■ 25% ■ 50% ■ 75% ■ 100%

Revenue values have been rounded

# B+N FACILITY SERVICES



Budapest, Hungary  
 Name of parent company: B+N Referencia Zrt.  
[www.bplusn.hu/en/](http://www.bplusn.hu/en/)  
 Currency of provided values: EUR



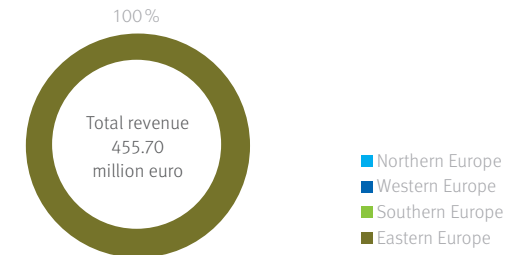
## FM REVENUE

Revenue (in million EUR)	2021	2022
Worldwide	N/A	455.70
Europe	N/A	455.70
Northern Europe	N/A	0
Western Europe	N/A	0
Eastern Europe	N/A	441.84
Southern Europe	N/A	13.85

## EMPLOYEES PER REGION

Employees	2021	2022
Worldwide	N/A	19 400
Europe	N/A	19 400
Northern Europe	N/A	0
Western Europe	N/A	0
Eastern Europe	N/A	18 804
Southern Europe	N/A	596

## TOTAL REVENUE PER REGION, 2022



## WORLD GEOGRAPHICAL PRESENCE

Also active in	
Africa	–
Asia	–
Australia	–
North America	–
Central America	–
South America	–

All figures refer to the FM sector only, unless otherwise indicated  
 Revenue values have been rounded

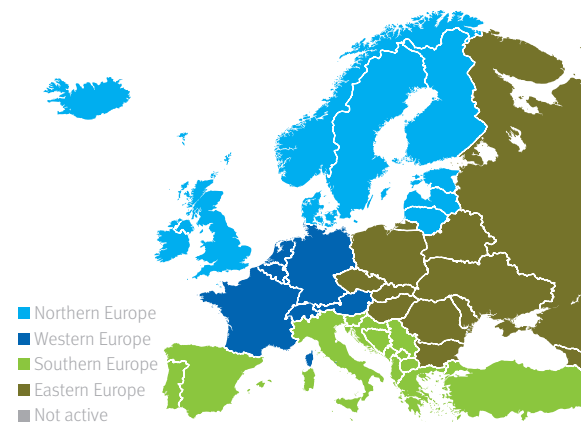
	FINANCIAL	SPACE & INFRASTRUCTURE					PEOPLE & ORGANIZATION						
	FM Revenue 2022 (In million EUR)	Space	Outdoor	Cleaning	Workplace	Primary activity specific	HGSS&E	Hospitality	ICT	Logistics	Business Support	Organization specific	Sustainability
<b>NORTHERN EUROPE</b>													
Denmark	0.00												
Estonia	0.00												
Finland	0.00												
Iceland	0.00												
Ireland	0.00												
Latvia	0.00												
Lithuania	0.00												
Norway	0.00												
Sweden	0.00												
United Kingdom	0.00												
<b>Sum</b>	<b>0.00</b>												
<b>WESTERN EUROPE</b>													
Austria	0.00												
Belgium	0.00												
France	0.00												
Germany	0.00												
Liechtenstein	0.00												
Luxembourg	0.00												
Monaco	0.00												
Netherlands	0.00												
Switzerland	0.00												
<b>Sum</b>	<b>0.00</b>												
<b>EASTERN EUROPE</b>													
Belarus	0.00												
Bulgaria	1.52	■	■	■	■	■	■	■	■	■	■	■	■
Czech Republic	34.47	■	■	■	■	■	■	■	■	■	■	■	■
Hungary	329.57	■	■	■	■	■	■	■	■	■	■	■	■
Moldova	0.00												
Poland	49.88	■	■	■	■	■	■	■	■	■	■	■	■
Romania	13.27	■	■	■	■	■	■	■	■	■	■	■	■
Russia	0.00												
Slovakia	13.11	■	■	■	■	■	■	■	■	■	■	■	■
Ukraine	0.00												
<b>Sum</b>	<b>441.84</b>												
<b>SOUTHERN EUROPE</b>													
Albania	0.00												
Bosnia and Herzegovina	0.00												
Croatia	0.00												
Greece	0.00												
Italy	0.00												
Kosovo	0.00												
Malta	0.00												
Montenegro	0.00												
North Macedonia	0.00												
Portugal	0.00												
Serbia	0.00												
Slovenia	13.85	■	■	■	■	■	■	■	■	■	■	■	■
Spain	0.00												
Turkey	0.00												
<b>Sum</b>	<b>13.85</b>												
<b>Total FM Revenue Europe</b>	<b>455.70</b>												

Insourcing rate of offered services: □ Service is not offered ■ 0% ■ 25% ■ 50% ■ 75% ■ 100%

Revenue values have been rounded

# CBRE GLOBAL WORKPLACE SOLUTIONS

London, England  
 Name of parent company: CBRE Group, Inc  
 www.cbre.com  
 Currency of provided values: USD<sup>1</sup>



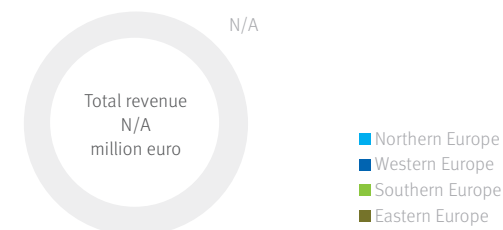
## FM REVENUE

Revenue (in million EUR) <sup>1</sup>	2021	2022
Worldwide	15 731.00	18 263.12
Europe	N/A	N/A
Northern Europe	N/A	N/A
Western Europe	N/A	N/A
Eastern Europe	N/A	N/A
Southern Europe	N/A	N/A

## EMPLOYEES PER REGION

Employees	2021	2022
Worldwide	N/A	22 600
Europe	N/A	N/A
Northern Europe	N/A	N/A
Western Europe	N/A	N/A
Eastern Europe	N/A	N/A
Southern Europe	N/A	N/A

## TOTAL REVENUE PER REGION, 2022



## WORLD GEOGRAPHICAL PRESENCE

Also active in	
Africa	✓
Asia	✓
Australia	✓
North America	✓
Central America	✓
South America	✓

<sup>1</sup>Converted from USD to EUR at an exchange rate of 0,92 EUR per USD (date: 16.08.2023)

All figures refer to the FM sector only, unless otherwise indicated  
 Revenue values have been rounded

	FINANCIAL	SPACE & INFRASTRUCTURE					PEOPLE & ORGANIZATION						
	FM Revenue 2022 (In million EUR)	Space	Outdoor	Cleaning	Workplace	Primary activity specific	HGSS&E	Hospitality	ICT	Logistics	Business Support	Organization specific	Sustainability
<b>NORTHERN EUROPE</b>													
Denmark	N/A												
Estonia	N/A												
Finland	N/A												
Iceland	N/A												
Ireland	N/A												
Latvia	N/A												
Lithuania	N/A												
Norway	N/A												
Sweden	N/A												
United Kingdom	N/A												
<b>Sum</b>	<b>N/A</b>												
<b>WESTERN EUROPE</b>													
Austria	N/A												
Belgium	N/A												
France	N/A												
Germany	N/A												
Liechtenstein	N/A												
Luxembourg	N/A												
Monaco	N/A												
Netherlands	N/A												
Switzerland	N/A												
<b>Sum</b>	<b>N/A</b>												
<b>EASTERN EUROPE</b>													
Belarus	N/A												
Bulgaria	N/A												
Czech Republic	N/A												
Hungary	N/A												
Moldova	N/A												
Poland	N/A												
Romania	N/A												
Russia	N/A												
Slovakia	N/A												
Ukraine	N/A												
<b>Sum</b>	<b>N/A</b>												
<b>SOUTHERN EUROPE</b>													
Albania	N/A												
Bosnia and Herzegovina	N/A												
Croatia	N/A												
Greece	N/A												
Italy	N/A												
Kosovo	N/A												
Malta	N/A												
Montenegro	N/A												
North Macedonia	N/A												
Portugal	N/A												
Serbia	N/A												
Slovenia	N/A												
Spain	N/A												
Turkey	N/A												
<b>Sum</b>	<b>N/A</b>												
<b>Total FM Revenue Europe</b>	<b>N/A</b>												

Insourcing rate of offered services: □ Service is not offered ■ 0% ■ 25% ■ 50% ■ 75% ■ 100%

Revenue values have been rounded



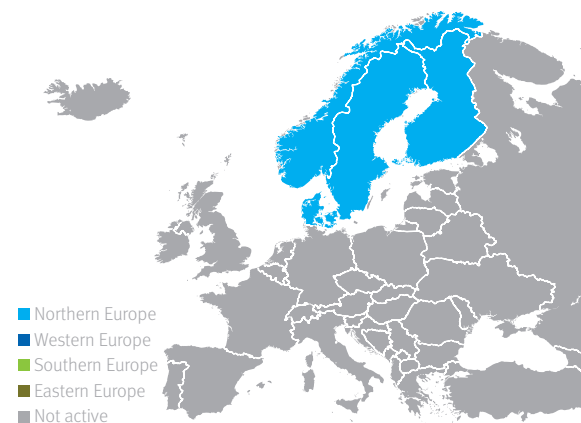
# COOR SERVICE MANAGEMENT

Kista, Sweden

Name of parent company: Coor Service Management Group AB

www.coor.com

Currency of provided values: SEK<sup>1</sup>



## FM REVENUE

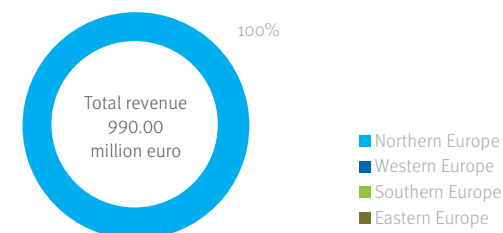
Revenue (in million EUR) <sup>1</sup>	2021	2022
Worldwide	N/A	990.00
Europe	0.00	990.00
Northern Europe	849.00	990.00
Western Europe	N/A	0.00
Eastern Europe	N/A	0.00
Southern Europe	N/A	0.00

## EMPLOYEES PER REGION

Employees	2021	2022
Worldwide	N/A	0
Europe	N/A	0
Northern Europe	10 075	10 267
Western Europe	N/A	0
Eastern Europe	N/A	0
Southern Europe	N/A	0

<sup>1</sup>Converted from SEK to EUR at an exchange rate of 0,084 EUR per SEK (date: 16.08.2023)

## TOTAL REVENUE PER REGION, 2022



## WORLD GEOGRAPHICAL PRESENCE

### Also active in

Africa	–
Asia	–
Australia	–
North America	–
Central America	–
South America	–

All figures refer to the FM sector only, unless otherwise indicated  
Revenue values have been rounded



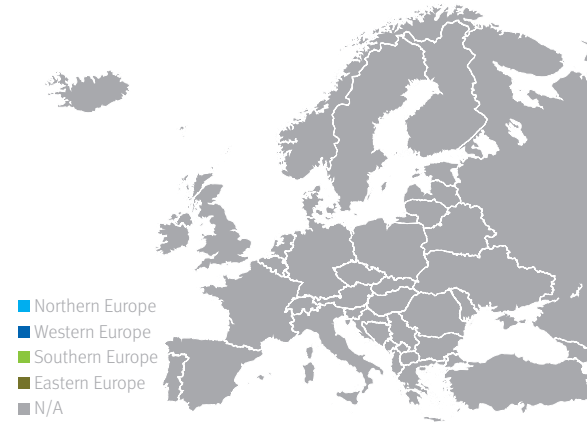
	FINANCIAL	SPACE & INFRASTRUCTURE					PEOPLE & ORGANIZATION						
	FM Revenue 2022 (In million EUR)	Space	Outdoor	Cleaning	Workplace	Primary activity specific	HGSS&E	Hospitality	ICT	Logistics	Business Support	Organization specific	Sustainability
NORTHERN EUROPE	Denmark	223.00			■	■	■	■	■	■			
	Estonia	N/A											
	Finland	55.00											
	Iceland	N/A											
	Ireland	N/A											
	Latvia	N/A											
	Lithuania	N/A											
	Norway	180.00											
	Sweden	533.00											
	United Kingdom	0.00											
<b>Sum</b>	<b>990.00</b>												
WESTERN EUROPE	Austria	N/A											
	Belgium	N/A											
	France	N/A											
	Germany	N/A											
	Liechtenstein	N/A											
	Luxembourg	N/A											
	Monaco	N/A											
	Netherlands	N/A											
	Switzerland	N/A											
	<b>Sum</b>	<b>N/A</b>											
EASTERN EUROPE	Belarus	N/A											
	Bulgaria	N/A											
	Czech Republic	N/A											
	Hungary	N/A											
	Moldova	N/A											
	Poland	N/A											
	Romania	N/A											
	Russia	N/A											
	Slovakia	N/A											
	Ukraine	N/A											
<b>Sum</b>	<b>N/A</b>												
SOUTHERN EUROPE	Albania	N/A											
	Bosnia and Herzegovina	N/A											
	Croatia	N/A											
	Greece	N/A											
	Italy	N/A											
	Kosovo	N/A											
	Malta	N/A											
	Montenegro	N/A											
	North Macedonia	N/A											
	Portugal	N/A											
	Serbia	N/A											
	Slovenia	N/A											
	Spain	N/A											
	Turkey	N/A											
<b>Sum</b>	<b>N/A</b>												
<b>Total FM Revenue Europe</b>	<b>N/A</b>												

Insourcing rate of offered services: □ Service is not offered ■ 0% ■ 25% ■ 50% ■ 75% ■ 100%

Revenue values have been rounded

# DUSSMANN

Berlin, Germany  
 Name of parent company: Dussmann Group  
 www.dussmanngroup.com  
 Currency of provided values: EUR



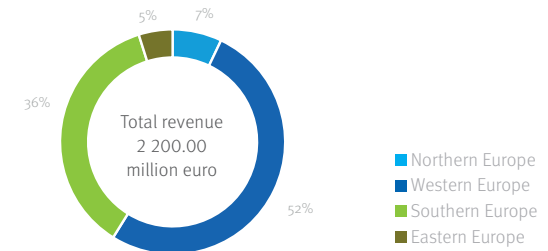
## FM REVENUE

Revenue (in million EUR)	2021	2022
Worldwide	1 872.00	2 239.00
Europe	1 854.00	2 200.00
Northern Europe	135.00	156.00
Western Europe	953.00	1 139.00
Eastern Europe	87.00	107.00
Southern Europe	679.00	798.00

## EMPLOYEES PER REGION

Employees	2021	2022
Worldwide	57 000	60 000
Europe	54 000	57 000
Northern Europe	2 600	2 800
Western Europe	26 000	26 500
Eastern Europe	4 400	4 500
Southern Europe	21 000	23 200

## TOTAL REVENUE PER REGION, 2022



## WORLD GEOGRAPHICAL PRESENCE

Also active in	
Africa	–
Asia	✓
Australia	–
North America	–
Central America	–
South America	–

All figures refer to the FM sector only, unless otherwise indicated  
 Revenue values have been rounded

	FINANCIAL	SPACE & INFRASTRUCTURE					PEOPLE & ORGANIZATION						
	FM Revenue 2022 (In million EUR)	Space	Outdoor	Cleaning	Workplace	Primary activity specific	HGSS&E	Hospitality	ICT	Logistics	Business Support	Organization specific	Sustainability
<b>NORTHERN EUROPE</b>													
Denmark	N/A												
Estonia	N/A												
Finland	N/A												
Iceland	N/A												
Ireland	N/A												
Latvia	N/A												
Lithuania	N/A												
Norway	N/A												
Sweden	N/A												
United Kingdom	N/A												
<b>Sum</b>	<b>156.00</b>												
<b>WESTERN EUROPE</b>													
Austria	N/A												
Belgium	N/A												
France	N/A												
Germany	N/A												
Liechtenstein	N/A												
Luxembourg	N/A												
Monaco	N/A												
Netherlands	N/A												
Switzerland	N/A												
<b>Sum</b>	<b>1 139.00</b>												
<b>EASTERN EUROPE</b>													
Belarus	N/A												
Bulgaria	N/A												
Czech Republic	N/A												
Hungary	N/A												
Moldova	N/A												
Poland	N/A												
Romania	N/A												
Russia	N/A												
Slovakia	N/A												
Ukraine	N/A												
<b>Sum</b>	<b>107.00</b>												
<b>SOUTHERN EUROPE</b>													
Albania	N/A												
Bosnia and Herzegovina	N/A												
Croatia	N/A												
Greece	N/A												
Italy	N/A												
Kosovo	N/A												
Malta	N/A												
Montenegro	N/A												
North Macedonia	N/A												
Portugal	N/A												
Serbia	N/A												
Slovenia	N/A												
Spain	N/A												
Turkey	N/A												
<b>Sum</b>	<b>798.00</b>												
<b>Total FM Revenue Europe</b>	<b>2 200.00</b>												

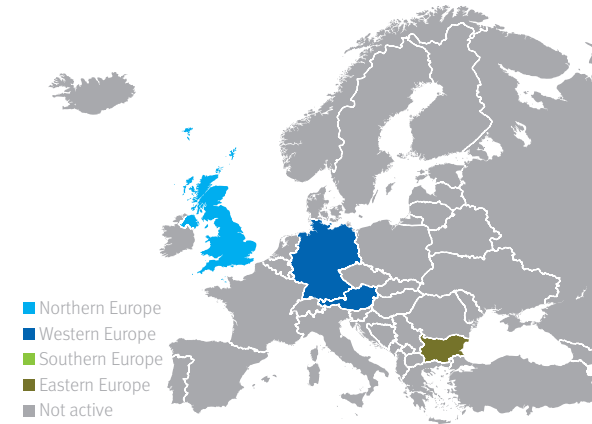
Insourcing rate of offered services: □ Service is not offered ■ 0% ■ 25% ■ 50% ■ 75% ■ 100%

Revenue values have been rounded

# DR. SASSE AG



Munich, Germany  
 Name of parent company: Dr. Sasse AG  
 www.sasse-group.com  
 Currency of provided values: EUR



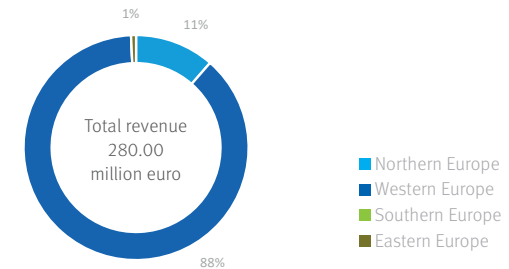
## FM REVENUE

Revenue (in million EUR)	2021	2022
Worldwide	255.00	280.00
Europe	255.00	280.00
Northern Europe	30.00	32.00
Western Europe	225.00	246.00
Eastern Europe	0.00	2.00
Southern Europe	0.00	0.00

## EMPLOYEES PER REGION

Employees	2021	2022
Worldwide	6 500	6 800
Europe	6 500	6 800
Northern Europe	1 100	1 200
Western Europe	5 400	5 500
Eastern Europe	0	100
Southern Europe	0	0

## TOTAL REVENUE PER REGION, 2022



## WORLD GEOGRAPHICAL PRESENCE

Also active in	
Africa	–
Asia	–
Australia	–
North America	–
Central America	–
South America	–

All figures refer to the FM sector only, unless otherwise indicated  
 Revenue values have been rounded

	FINANCIAL	SPACE & INFRASTRUCTURE					PEOPLE & ORGANIZATION						
	FM Revenue 2022 (In million EUR)	Space	Outdoor	Cleaning	Workplace	Primary activity specific	HGSS&E	Hospitality	ICT	Logistics	Business Support	Organization specific	Sustainability
<b>NORTHERN EUROPE</b>													
Denmark	0.00												
Estonia	0.00												
Finland	0.00												
Iceland	0.00												
Ireland	0.00												
Latvia	0.00												
Lithuania	0.00												
Norway	0.00												
Sweden	0.00												
United Kingdom	32.00	■	■	■	■	■	■	■	■	■	■	■	■
<b>Sum</b>	<b>32.00</b>												
<b>WESTERN EUROPE</b>													
Austria	31.00	■	■	■	■	■	■	■	■	■	■	■	■
Belgium	0.00												
France	0.00												
Germany	215.00	■	■	■	■	■	■	■	■	■	■	■	■
Liechtenstein	0.00												
Luxembourg	0.00												
Monaco	0.00												
Netherlands	0.00												
Switzerland	0.00												
<b>Sum</b>	<b>246.00</b>												
<b>EASTERN EUROPE</b>													
Belarus	0.00												
Bulgaria	2.00	■	■	■	■	■	■	■	■	■	■	■	■
Czech Republic	0.00												
Hungary	0.00												
Moldova	0.00												
Poland	0.00												
Romania	0.00												
Russia	0.00												
Slovakia	0.00												
Ukraine	0.00												
<b>Sum</b>	<b>2.00</b>												
<b>SOUTHERN EUROPE</b>													
Albania	0.00												
Bosnia and Herzegovina	0.00												
Croatia	0.00												
Greece	0.00												
Italy	0.00												
Kosovo	0.00												
Malta	0.00												
Montenegro	0.00												
North Macedonia	0.00												
Portugal	0.00												
Serbia	0.00												
Slovenia	0.00												
Spain	0.00												
Turkey	0.00												
<b>Sum</b>	<b>0.00</b>												
<b>Total FM Revenue Europe</b>	<b>280.00</b>												

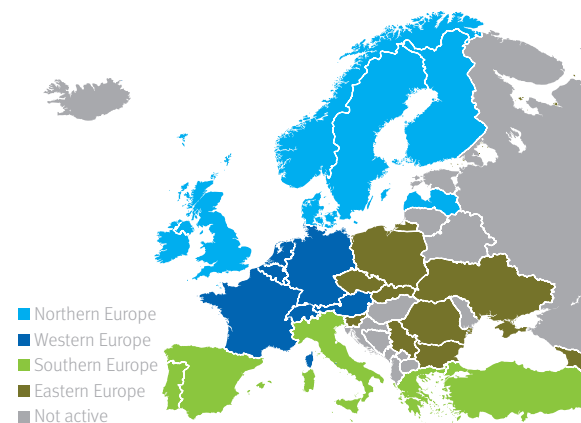
Insourcing rate of offered services: □ Service is not offered ■ 0% ■ 25% ■ 50% ■ 75% ■ 100%

Revenue values have been rounded

# EUROPEAN CUSTOMER SYNERGY S.A. (ECS)



Brussels, Belgium  
 Name of parent company: European Customer Synergy S.A. (ECS)  
 www.ecsynergy.eu  
 Currency of provided values: EUR



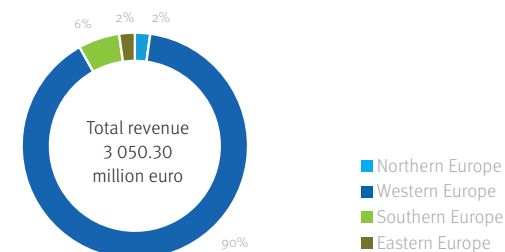
## FM REVENUE

Revenue (in million EUR) <sup>1</sup>	2021	2022
Worldwide	2 725.34	3 050.30
Europe	2 725.34	3 050.30
Northern Europe	23.03	66.50
Western Europe	2 488.05	2 735.69
Eastern Europe	53.42	67.87
Southern Europe	160.83	180.24

## EMPLOYEES PER REGION

Employees	2021	2022
Worldwide	87 944	90 254
Europe	87 944	90 254
Northern Europe	2 114	2 124
Western Europe	75 483	77 408
Eastern Europe	3 443	3 452
Southern Europe	6 904	7 270

## TOTAL REVENUE PER REGION, 2022



## WORLD GEOGRAPHICAL PRESENCE

Also active in	
Africa	–
Asia	–
Australia	–
North America	–
Central America	–
South America	–

<sup>1</sup>Revenues of the ECS Members are included here (Among others Okin and Wisag, which are also part of this report)

All figures refer to the FM sector only, unless otherwise indicated  
 Revenue values have been rounded

	FINANCIAL	SPACE & INFRASTRUCTURE					PEOPLE & ORGANIZATION						
	FM Revenue 2022 (In million EUR)	Space	Outdoor	Cleaning	Workplace	Primary activity specific	HGSS&E	Hospitality	ICT	Logistics	Business Support	Organization specific	Sustainability
NORTHERN EUROPE	Denmark	4.05											
	Estonia	0.00											
	Finland	2.32											
	Iceland	0.00											
	Ireland	32.00											
	Latvia	0.00											
	Lithuania	0.00											
	Norway	3.33											
	Sweden	6.80											
	United Kingdom	18.00											
<b>Sum</b>	<b>66.50</b>												
WESTERN EUROPE	Austria	42.00											
	Belgium	102.11											
	France	1 183.00											
	Germany	1 366.00											
	Liechtenstein	0.00											
	Luxembourg	27.00											
	Monaco	0.00											
	Netherlands	8.97											
	Switzerland	6.60											
	<b>Sum</b>	<b>2 735.69</b>											
EASTERN EUROPE	Belarus	0.00											
	Bulgaria	4.94											
	Czech Republic	33.80											
	Hungary	7.25											
	Moldova	0.00											
	Poland	9.01											
	Romania	1.96											
	Russia	0.00											
	Slovakia	5.53											
	Ukraine	5.38											
<b>Sum</b>	<b>67.87</b>												
SOUTHERN EUROPE	Albania	0.00											
	Bosnia and Herzegovina	0.00											
	Croatia	0.00											
	Greece	12.00											
	Italy	46.00											
	Kosovo	0.00											
	Malta	0.00											
	Montenegro	0.00											
	North Macedonia	0.00											
	Portugal	0.05											
	Serbia	2.03											
	Slovenia	1.65											
	Spain	115.00											
Turkey	3.50												
<b>Sum</b>	<b>180.24</b>												
<b>Total FM Revenue Europe</b>	<b>3 050.30</b>												

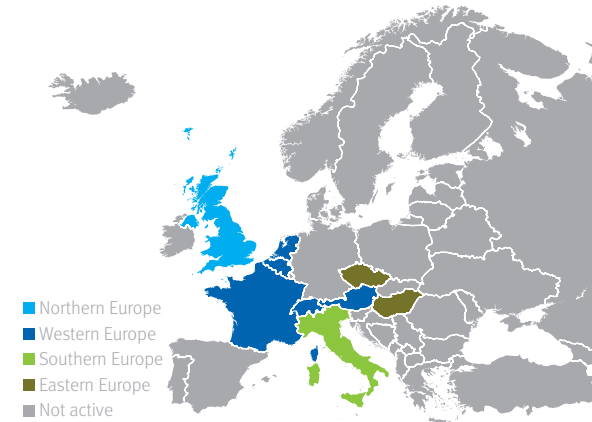
Insourcing rate of offered services: □ Service is not offered ■ 0% ■ 25% ■ 50% ■ 75% ■ 100%

Revenue values have been rounded

# EQUANS SA



Paris La Défense, France  
 Name of parent company: Bouygues SA  
 www.equans.com  
 Currency of provided values: EUR



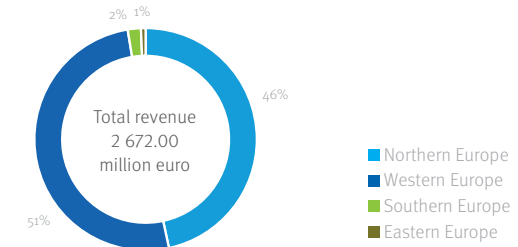
## FM REVENUE

Revenue (in million EUR)	2021	2022
Worldwide	N/A	2 970.00
Europe	N/A	2 672.00
Northern Europe	N/A	1 246.00
Western Europe	N/A	1 357.00
Eastern Europe	N/A	18.00
Southern Europe	N/A	51.00

## EMPLOYEES PER REGION

Employees	2021	2022
Worldwide	N/A	19 400
Europe	N/A	16 400
Northern Europe	N/A	8 500
Western Europe	N/A	7 500
Eastern Europe	N/A	200
Southern Europe	N/A	200

## TOTAL REVENUE PER REGION, 2022



## WORLD GEOGRAPHICAL PRESENCE

Also active in	
Africa	–
Asia	–
Australia	✓
North America	✓
Central America	✓
South America	✓

All figures refer to the FM sector only, unless otherwise indicated  
 Revenue values have been rounded



FACILITY MANAGEMENT SERVICES (divided into segments according to EN 15221-4)

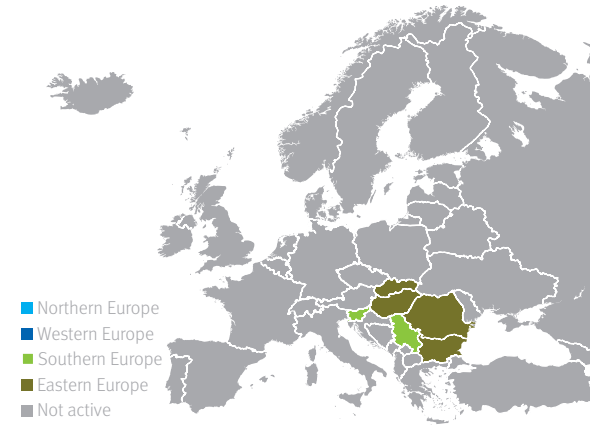
	FINANCIAL	SPACE & INFRASTRUCTURE					PEOPLE & ORGANIZATION						
	FM Revenue 2022 (In million EUR)	Space	Outdoor	Cleaning	Workplace	Primary activity specific	HGSS&E	Hospitality	ICT	Logistics	Business Support	Organization specific	Sustainability
<b>NORTHERN EUROPE</b>													
Denmark	0.00												
Estonia	0.00												
Finland	0.00												
Iceland	0.00												
Ireland	0.00												
Latvia	0.00												
Lithuania	0.00												
Norway	0.00												
Sweden	0.00												
United Kingdom	1 246.00												
<b>Sum</b>	<b>1 246.00</b>												
<b>WESTERN EUROPE</b>													
Austria	7.00												
Belgium	392.00												
France	545.00												
Germany	0.00												
Liechtenstein	0.00												
Luxembourg	0.00												
Monaco	0.00												
Netherlands	225.00												
Switzerland	188.00												
<b>Sum</b>	<b>1 357.00</b>												
<b>EASTERN EUROPE</b>													
Belarus	0.00												
Bulgaria	0.00												
Czech Republic	15.00												
Hungary	3.00												
Moldova	0.00												
Poland	0.00												
Romania	0.00												
Russia	0.00												
Slovakia	0.00												
Ukraine	0.00												
<b>Sum</b>	<b>18.00</b>												
<b>SOUTHERN EUROPE</b>													
Albania	0.00												
Bosnia and Herzegovina	0.00												
Croatia	0.00												
Greece	0.00												
Italy	51.00												
Kosovo	0.00												
Malta	0.00												
Montenegro	0.00												
North Macedonia	0.00												
Portugal	0.00												
Serbia	0.00												
Slovenia	0.00												
Spain	0.00												
Turkey	0.00												
<b>Sum</b>	<b>51.00</b>												
<b>Total FM Revenue Europe</b>	<b>2 672.00</b>												

Insourcing rate of offered services: □ Service is not offered ■ 0% ■ 25% ■ 50% ■ 75% ■ 100%

Revenue values have been rounded

# FIRST FACILITY

Bratislava, Slovakia  
 Name of parent company: First Facility-Slovakia, s.r.o.  
 www.firstfacility.net  
 Currency of provided values: EUR



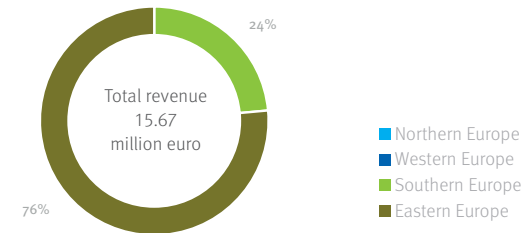
## FM REVENUE

Revenue (in million EUR)	2021	2022
Worldwide	13.46	15.67
Europe	13.46	15.67
Northern Europe	0.00	0.00
Western Europe	0.00	0.00
Eastern Europe	11.41	11.98
Southern Europe	2.05	3.69

## EMPLOYEES PER REGION

Employees	2021	2022
Worldwide	175	276
Europe	175	276
Northern Europe	N/A	N/A
Western Europe	N/A	N/A
Eastern Europe	N/A	N/A
Southern Europe	N/A	N/A

## TOTAL REVENUE PER REGION, 2022



## WORLD GEOGRAPHICAL PRESENCE

Also active in	
Africa	–
Asia	–
Australia	–
North America	–
Central America	–
South America	–

All figures refer to the FM sector only, unless otherwise indicated  
 Revenue values have been rounded

	FINANCIAL	SPACE & INFRASTRUCTURE					PEOPLE & ORGANIZATION						
	FM Revenue 2022 (In million EUR)	Space	Outdoor	Cleaning	Workplace	Primary activity specific	HGSS&E	Hospitality	ICT	Logistics	Business Support	Organization specific	Sustainability
<b>NORTHERN EUROPE</b>													
Denmark	0.00												
Estonia	0.00												
Finland	0.00												
Iceland	0.00												
Ireland	0.00												
Latvia	0.00												
Lithuania	0.00												
Norway	0.00												
Sweden	0.00												
United Kingdom	0.00												
<b>Sum</b>	<b>0.00</b>												
<b>WESTERN EUROPE</b>													
Austria	0.00												
Belgium	0.00												
France	0.00												
Germany	0.00												
Liechtenstein	0.00												
Luxembourg	0.00												
Monaco	0.00												
Netherlands	0.00												
Switzerland	0.00												
<b>Sum</b>	<b>0.00</b>												
<b>EASTERN EUROPE</b>													
Belarus	0.00												
Bulgaria	2.92	■	■	■	■	■	■	■	■	■	■	■	■
Czech Republic	0.00												
Hungary	6.97	■	■	■	■	■	■	■	■	■	■	■	■
Moldova	0.00												
Poland	0.00												
Romania	1.02	■	■	■	■	■	■	■	■	■	■	■	■
Russia	0.00												
Slovakia	1.05	■	■	■	■	■	■	■	■	■	■	■	■
Ukraine	0.00												
<b>Sum</b>	<b>11.98</b>												
<b>SOUTHERN EUROPE</b>													
Albania	0.00												
Bosnia and Herzegovina	0.00												
Croatia	0.00												
Greece	0.00												
Italy	0.00												
Kosovo	0.00												
Malta	0.00												
Montenegro	0.00												
North Macedonia	0.00												
Portugal	0.00												
Serbia	2.03	■	■	■	■	■	■	■	■	■	■	■	■
Slovenia	1.65	■	■	■	■	■	■	■	■	■	■	■	■
Spain	0.00												
Turkey	0.00												
<b>Sum</b>	<b>3.69</b>												
<b>Total FM Revenue Europe</b>	<b>15.67</b>												

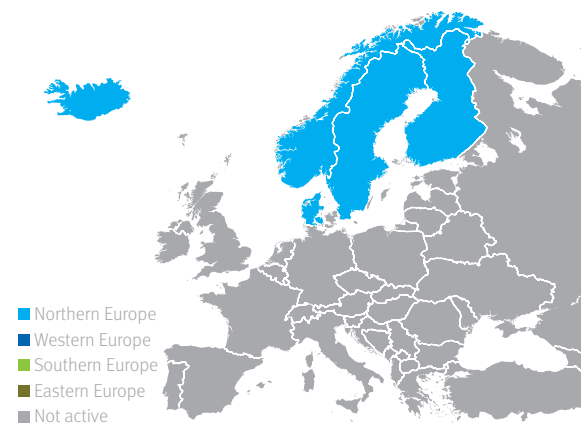
Insourcing rate of offered services: □ Service is not offered ■ 0% ■ 25% ■ 50% ■ 75% ■ 100%

Revenue values have been rounded

# FOUR FM AB



Örebro, Sweden  
 Name of parent company: WISAG  
 www.fourfm.com  
 Currency of provided values: EUR



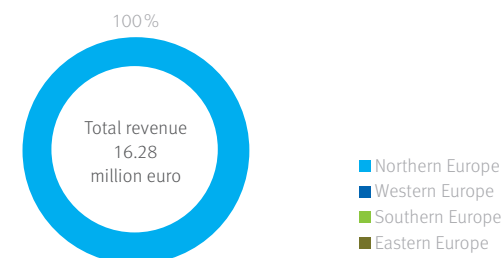
## FM REVENUE

Revenue (in million EUR)	2021	2022
Worldwide	N.N	N.N
Europe	12.43	16.28
Northern Europe	12.43	16.28
Western Europe	N/A	0.00
Eastern Europe	N/A	0.00
Southern Europe	N/A	0.00

## EMPLOYEES PER REGION

Employees	2021	2022
Worldwide	130	192
Europe	130	192
Northern Europe	130	192
Western Europe	0	0
Eastern Europe	0	0
Southern Europe	0	0

## TOTAL REVENUE PER REGION, 2022



## WORLD GEOGRAPHICAL PRESENCE

Also active in	
Africa	–
Asia	–
Australia	–
North America	–
Central America	–
South America	–

All figures refer to the FM sector only, unless otherwise indicated  
 Revenue values have been rounded

	FINANCIAL	SPACE & INFRASTRUCTURE					PEOPLE & ORGANIZATION						
	FM Revenue 2022 (In million EUR)	Space	Outdoor	Cleaning	Workplace	Primary activity specific	HGSS&E	Hospitality	ICT	Logistics	Business Support	Organization specific	Sustainability
NORTHERN EUROPE	Denmark	4.17	■	■	■	■	■	■	■	■	■	■	■
	Estonia	0.00											
	Finland	2.38	■	■	■	■	■	■	■	■	■	■	■
	Iceland	0.12	■	■	■	■	■	■	■	■	■	■	■
	Ireland	0.00											
	Latvia	0.00											
	Lithuania	0.00											
	Norway	3.42	■	■	■	■	■	■	■	■	■	■	■
	Sweden	6.17	■	■	■	■	■	■	■	■	■	■	■
	United Kingdom	0.00											
<b>Sum</b>	<b>16.28</b>												
WESTERN EUROPE	Austria	0.00											
	Belgium	0.00											
	France	0.00											
	Germany	0.00											
	Liechtenstein	0.00											
	Luxembourg	0.00											
	Monaco	0.00											
	Netherlands	0.00											
	Switzerland	0.00											
	<b>Sum</b>	<b>0.00</b>											
EASTERN EUROPE	Belarus	0.00											
	Bulgaria	0.00											
	Czech Republic	0.00											
	Hungary	0.00											
	Moldova	0.00											
	Poland	0.00											
	Romania	0.00											
	Russia	0.00											
	Slovakia	0.00											
	Ukraine	0.00											
<b>Sum</b>	<b>0.00</b>												
SOUTHERN EUROPE	Albania	0.00											
	Bosnia and Herzegovina	0.00											
	Croatia	0.00											
	Greece	0.00											
	Italy	0.00											
	Kosovo	0.00											
	Malta	0.00											
	Montenegro	0.00											
	North Macedonia	0.00											
	Portugal	0.00											
	Serbia	0.00											
	Slovenia	0.00											
	Spain	0.00											
	Turkey	0.00											
<b>Sum</b>	<b>0.00</b>												
<b>Total FM Revenue Europe</b>	<b>16.28</b>												

Insourcing rate of offered services: □ Service is not offered ■ 0% ■ 25% ■ 50% ■ 75% ■ 100%

Revenue values have been rounded

# GEMMO SPA



Arcugnano (Vicenza), Italy  
 Name of parent company: Gemmo Holding SpA  
 www.gemmo.com  
 Currency of provided values: EUR



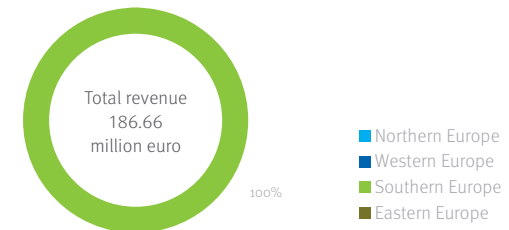
## FM REVENUE

Revenue (in million EUR)	2021	2022
Worldwide	138.37	186.66
Europe	138.37	186.66
Northern Europe	0.00	0.00
Western Europe	0.00	0.00
Eastern Europe	0.00	0.00
Southern Europe	138.37	186.66

## EMPLOYEES PER REGION

Employees	2021	2022
Worldwide	600	715
Europe	600	715
Northern Europe	0	0
Western Europe	0	0
Eastern Europe	0	0
Southern Europe	600	715

## TOTAL REVENUE PER REGION, 2022



## WORLD GEOGRAPHICAL PRESENCE


Also active in	
Africa	✓
Asia	–
Australia	–
North America	–
Central America	–
South America	–

All figures refer to the FM sector only, unless otherwise indicated  
 Revenue values have been rounded

	FINANCIAL	SPACE & INFRASTRUCTURE					PEOPLE & ORGANIZATION						
	FM Revenue 2022 (In million EUR)	Space	Outdoor	Cleaning	Workplace	Primary activity specific	HGSS&E	Hospitality	ICT	Logistics	Business Support	Organization specific	Sustainability
<b>NORTHERN EUROPE</b>													
Denmark	0.00												
Estonia	0.00												
Finland	0.00												
Iceland	0.00												
Ireland	0.00												
Latvia	0.00												
Lithuania	0.00												
Norway	0.00												
Sweden	0.00												
United Kingdom	0.00												
<b>Sum</b>	<b>0.00</b>												
<b>WESTERN EUROPE</b>													
Austria	0.00												
Belgium	0.00												
France	0.00												
Germany	0.00												
Liechtenstein	0.00												
Luxembourg	0.00												
Monaco	0.00												
Netherlands	0.00												
Switzerland	0.00												
<b>Sum</b>	<b>0.00</b>												
<b>EASTERN EUROPE</b>													
Belarus	0.00												
Bulgaria	0.00												
Czech Republic	0.00												
Hungary	0.00												
Moldova	0.00												
Poland	0.00												
Romania	0.00												
Russia	0.00												
Slovakia	0.00												
Ukraine	0.00												
<b>Sum</b>	<b>0.00</b>												
<b>SOUTHERN EUROPE</b>													
Albania	0.00												
Bosnia and Herzegovina	0.00												
Croatia	0.00												
Greece	0.00												
Italy	186.66	50%	75%	50%	75%	25%	25%	75%	50%	50%	50%	25%	
Kosovo	0.00												
Malta	0.00												
Montenegro	0.00												
North Macedonia	0.00												
Portugal	0.00												
Serbia	0.00												
Slovenia	0.00												
Spain	0.00												
Turkey	0.00												
<b>Sum</b>	<b>186.66</b>												
<b>Total FM Revenue Europe</b>	<b>186.66</b>												

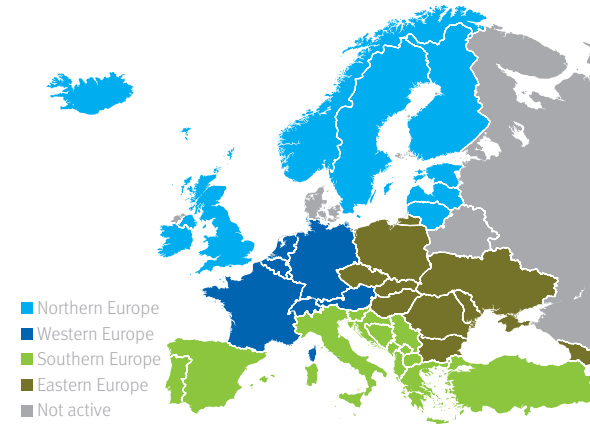
Insourcing rate of offered services: □ Service is not offered ■ 0% ■ 25% ■ 50% ■ 75% ■ 100%

Revenue values have been rounded



# GLOBE WILLIAMS INTERNATIONAL

Melbourne, Australia & Athens, Greece  
 Name of parent company: Globe Williams International LTD  
 www.globewilliams.com  
 Currency of provided values: EUR



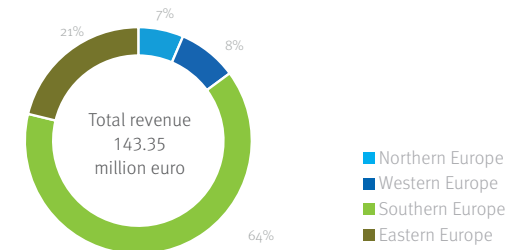
## FM REVENUE

Revenue (in million EUR)	2021	2022
Worldwide	331.44	368.88
Europe	112.21	143.35
Northern Europe	11.22	9.25
Western Europe	10.09	12.10
Eastern Europe	32.54	30.40
Southern Europe	58.35	91.60

## EMPLOYEES PER REGION

Employees	2021	2022
Worldwide	25 852	28 128
Europe	12 212	13 450
Northern Europe	977	1 076
Western Europe	856	673
Eastern Europe	3 664	3 631
Southern Europe	6 715	8 070

## TOTAL REVENUE PER REGION, 2022



## WORLD GEOGRAPHICAL PRESENCE

Also active in	
Africa	✓
Asia	✓
Australia	✓
North America	–
Central America	–
South America	–

All figures refer to the FM sector only, unless otherwise indicated  
 Revenue values have been rounded



	FINANCIAL	SPACE & INFRASTRUCTURE					PEOPLE & ORGANIZATION						
	FM Revenue 2022 (In million EUR)	Space	Outdoor	Cleaning	Workplace	Primary activity specific	HGSS&E	Hospitality	ICT	Logistics	Business Support	Organization specific	Sustainability
<b>NORTHERN EUROPE</b>													
Denmark	0.00												
Estonia	0.60												
Finland	0.50												
Iceland	0.20												
Ireland	0.80												
Latvia	0.50												
Lithuania	0.40												
Norway	0.15												
Sweden	0.90												
United Kingdom	5.20												
<b>Sum</b>	<b>9.25</b>												
<b>WESTERN EUROPE</b>													
Austria	0.90												
Belgium	0.60												
France	2.00												
Germany	5.80												
Liechtenstein	0.00												
Luxembourg	0.20												
Monaco	0.20												
Netherlands	0.80												
Switzerland	1.60												
<b>Sum</b>	<b>12.10</b>												
<b>EASTERN EUROPE</b>													
Belarus	0.00												
Bulgaria	7.60												
Czech Republic	2.10												
Hungary	2.60												
Moldova	0.80												
Poland	2.10												
Romania	12.40												
Russia	0.00												
Slovakia	2.50												
Ukraine	0.30												
<b>Sum</b>	<b>30.40</b>												
<b>SOUTHERN EUROPE</b>													
Albania	2.50												
Bosnia and Herzegovina	0.50												
Croatia	3.40												
Greece	32.50												
Italy	6.20												
Kosovo	0.80												
Malta	1.50												
Montenegro	2.60												
North Macedonia	5.80												
Portugal	4.60												
Serbia	12.10												
Slovenia	2.10												
Spain	5.50												
Turkey	11.50												
<b>Sum</b>	<b>91.60</b>												
<b>Total FM Revenue Europe</b>	<b>143.35</b>												

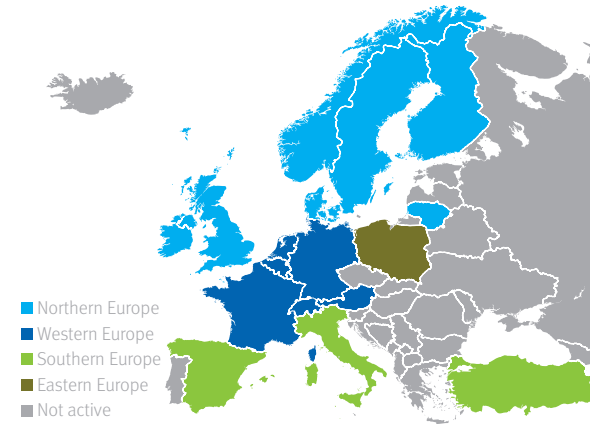
Insourcing rate of offered services: □ Service is not offered ■ 0% ■ 25% ■ 50% ■ 75% ■ 100%

Revenue values have been rounded

# ISS A/S



Copenhagen, Denmark  
 Name of parent company: ISS A/S  
 www.issworld.com  
 Currency of provided values: DKK<sup>1</sup>



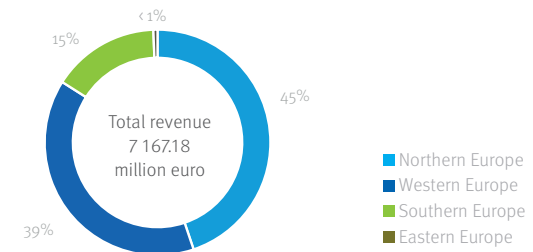
## FM REVENUE

Revenue (in million EUR) <sup>1</sup>	2021	2022
Worldwide	9 576.46	10 270.96
Europe	6 880.41	7 167.18
Northern Europe	3 150.66	3 212.47
Western Europe	2 639.47	2 807.98
Eastern Europe	38.44	42.27
Southern Europe	1 051.84	1 104.46

## EMPLOYEES PER REGION

Employees	2021	2022
Worldwide	354 636	351 053
Europe	182 885	181 614
Northern Europe	58 373	56 327
Western Europe	55 481	53 687
Eastern Europe	1 826	1 892
Southern Europe	67 205	69 708

## TOTAL REVENUE PER REGION, 2022



## WORLD GEOGRAPHICAL PRESENCE

Also active in	
Africa	–
Asia	✓
Australia	✓
North America	✓
Central America	–
South America	✓

<sup>1</sup>Converted from DKK to EUR at an exchange rate of 0.13 EUR per DKK (date: 16.08.2023)

All figures refer to the FM sector only, unless otherwise indicated  
 Revenue values have been rounded

FACILITY MANAGEMENT SERVICES (divided into segments according to EN 15221-4)

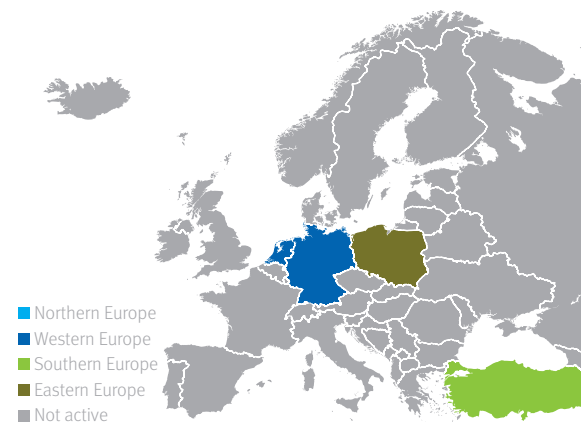
	FINANCIAL	SPACE & INFRASTRUCTURE					PEOPLE & ORGANIZATION						
	FM Revenue 2022 (In million EUR)	Space	Outdoor	Cleaning	Workplace	Primary activity specific	HGSS&E	Hospitality	ICT	Logistics	Business Support	Organization specific	Sustainability
<b>NORTHERN EUROPE</b>													
Denmark	425.26												
Estonia	0.00												
Finland	441.94												
Iceland	0.00												
Ireland	74.33												
Latvia	0.00												
Lithuania	10.50												
Norway	538.99												
Sweden	400.50												
United Kingdom	1 320.95												
<b>Sum</b>	<b>3 212.47</b>												
<b>WESTERN EUROPE</b>													
Austria	307.25												
Belgium	381.78												
France	389.21												
Germany	746.34												
Liechtenstein	0.00												
Luxembourg	26.72												
Monaco	0.00												
Netherlands	187.85												
Switzerland	768.83												
<b>Sum</b>	<b>2 807.98</b>												
<b>EASTERN EUROPE</b>													
Belarus	0.00												
Bulgaria	0.00												
Czech Republic	0.00												
Hungary	0.00												
Moldova	0.00												
Poland	42.27												
Romania	0.00												
Russia	0.00												
Slovakia	0.00												
Ukraine	0.00												
<b>Sum</b>	<b>42.27</b>												
<b>SOUTHERN EUROPE</b>													
Albania	0.00												
Bosnia and Herzegovina	0.00												
Croatia	0.00												
Greece	0.00												
Italy	101.82												
Kosovo	0.00												
Malta	0.00												
Montenegro	0.00												
North Macedonia	0.00												
Portugal	0.00												
Serbia	0.00												
Slovenia	0.00												
Spain	554.26												
Turkey	448.38												
<b>Sum</b>	<b>1 104.46</b>												
<b>Total FM Revenue Europe</b>	<b>9 150.05</b>												

Insourcing rate of offered services: □ Service is not offered ■ 0% ■ 25% ■ 50% ■ 75% ■ 100%

Revenue values have been rounded

# KLÜH SERVICE MANAGEMENT GMBH

Duesseldorf, Germany  
No parent company  
www.klueh.de  
Currency of provided values: EUR



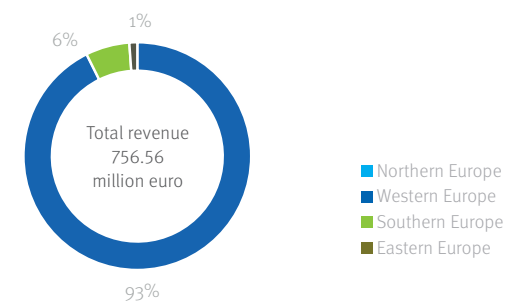
## FM REVENUE

Revenue (in million EUR)	2021	2022
Worldwide	813.86	922.70
Europe	674.70	756.56
Northern Europe	0.00	0.00
Western Europe	629.52	700.14
Eastern Europe	7.37	8.51
Southern Europe	37.80	47.901

## EMPLOYEES PER REGION

Employees	2021	2022
Worldwide	52 391	57 977
Europe	23 007	24 838
Northern Europe	0	0
Western Europe	18 886	19 665
Eastern Europe	368	480
Southern Europe	3 753	4 693

## TOTAL REVENUE PER REGION, 2022



## WORLD GEOGRAPHICAL PRESENCE

Also active in	
Africa	–
Asia	✓
Australia	–
North America	–
Central America	–
South America	–

All figures refer to the FM sector only, unless otherwise indicated  
Revenue values have been rounded

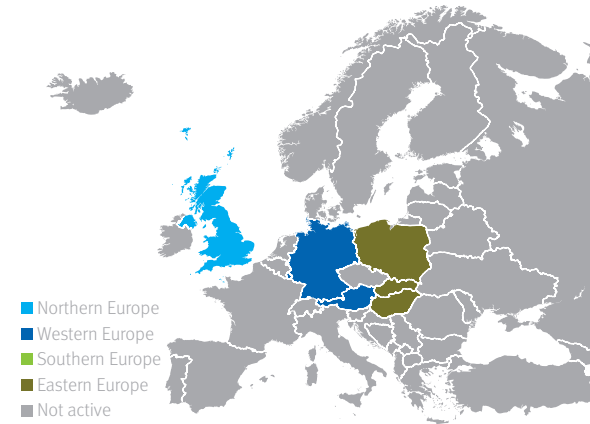
	FINANCIAL	SPACE & INFRASTRUCTURE					PEOPLE & ORGANIZATION						
	FM Revenue 2022 (In million EUR)	Space	Outdoor	Cleaning	Workplace	Primary activity specific	HGSS&E	Hospitality	ICT	Logistics	Business Support	Organization specific	Sustainability
<b>NORTHERN EUROPE</b>													
Denmark	0.00												
Estonia	0.00												
Finland	0.00												
Iceland	0.00												
Ireland	0.00												
Latvia	0.00												
Lithuania	0.00												
Norway	0.00												
Sweden	0.00												
United Kingdom	0.00												
<b>Sum</b>	<b>0.00</b>												
<b>WESTERN EUROPE</b>													
Austria	0.00												
Belgium	0.00												
France	0.00												
Germany	687.28		25%	50%	0%	0%	25%	25%		0%		0%	0%
Liechtenstein	0.00												
Luxembourg	0.00												
Monaco	0.00												
Netherlands	12.85		25%	75%	0%	0%	0%			0%		0%	0%
Switzerland	0.00												
<b>Sum</b>	<b>700.14</b>												
<b>EASTERN EUROPE</b>													
Belarus	0.00												
Bulgaria	0.00												
Czech Republic	0.00												
Hungary	0.00												
Moldova	0.00												
Poland	8.51		25%	75%	0%	0%	0%	0%		0%		0%	0%
Romania	0.00												
Russia	0.00												
Slovakia	0.00												
Ukraine	0.00												
<b>Sum</b>	<b>8.51</b>												
<b>SOUTHERN EUROPE</b>													
Albania	0.00												
Bosnia and Herzegovina	0.00												
Croatia	0.00												
Greece	0.00												
Italy	0.00												
Kosovo	0.00												
Malta	0.00												
Montenegro	0.00												
North Macedonia	0.00												
Portugal	0.00												
Serbia	0.00												
Slovenia	0.00												
Spain	0.00												
Turkey	47.90		25%	50%	0%	0%	25%	25%		0%		0%	0%
<b>Sum</b>	<b>47.90</b>												
<b>Total FM Revenue Europe</b>	<b>756.56</b>												

Insourcing rate of offered services: □ Service is not offered ■ 0% ■ 25% ■ 50% ■ 75% ■ 100%

Revenue values have been rounded

# LEADEC HOLDING BV. & CO. KG

Stuttgart, Germany  
No parent company  
www.leadec-services.com  
Currency of provided values: EUR



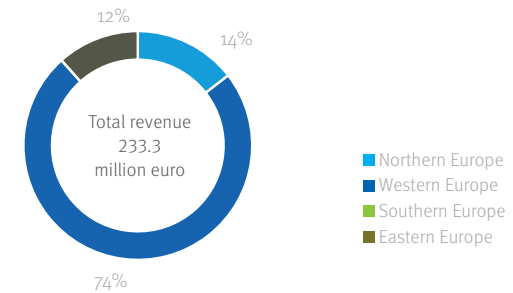
## FM REVENUE

Revenue (in million EUR)	2021	2022
Worldwide	350.69	392.03
Europe	218.55	233.03
Northern Europe	28.77	33.80
Western Europe	158.72	172.14
Eastern Europe	31.05	27.07
Southern Europe	0.00	0.00

## EMPLOYEES PER REGION

Employees	2021	2022
Worldwide	8 939	9 652
Europe	3 810	3 884
Northern Europe	593	612
Western Europe	2 368	2 446
Eastern Europe	849	826
Southern Europe	0	0

## TOTAL REVENUE PER REGION, 2022



## WORLD GEOGRAPHICAL PRESENCE

Also active in	
Africa	–
Asia	✓
Australia	–
North America	✓
Central America	✓
South America	✓

All figures refer to the FM sector only, unless otherwise indicated  
Revenue values have been rounded

	FINANCIAL	SPACE & INFRASTRUCTURE					PEOPLE & ORGANIZATION						
	FM Revenue 2022 (In million EUR)	Space	Outdoor	Cleaning	Workplace	Primary activity specific	HGSS&E	Hospitality	ICT	Logistics	Business Support	Organization specific	Sustainability
<b>NORTHERN EUROPE</b>													
Denmark	0.00												
Estonia	0.00												
Finland	0.00												
Iceland	0.00												
Ireland	0.00												
Latvia	0.00												
Lithuania	0.00												
Norway	0.00												
Sweden	0.00												
United Kingdom	33.80	■	■	■	■	■	■	■	■	■	■	■	■
<b>Sum</b>	<b>33.80</b>												
<b>WESTERN EUROPE</b>													
Austria	4.46	■	■	■	■	■	■	■	■	■	■	■	■
Belgium	0.00												
France	0.00												
Germany	167.68	■	■	■	■	■	■	■	■	■	■	■	■
Liechtenstein	0.00												
Luxembourg	0.00												
Monaco	0.00												
Netherlands	0.00												
Switzerland	0.00												
<b>Sum</b>	<b>172.14</b>												
<b>EASTERN EUROPE</b>													
Belarus	0.00												
Bulgaria	0.00												
Czech Republic	0.00												
Hungary	15.86	■	■	■	■	■	■	■	■	■	■	■	■
Moldova	0.00												
Poland	3.07	■	■	■	■	■	■	■	■	■	■	■	■
Romania	0.00												
Russia	0.00												
Slovakia	8.13	■	■	■	■	■	■	■	■	■	■	■	■
Ukraine	0.00												
<b>Sum</b>	<b>27.07</b>												
<b>SOUTHERN EUROPE</b>													
Albania	0.00												
Bosnia and Herzegovina	0.00												
Croatia	0.00												
Greece	0.00												
Italy	0.00												
Kosovo	0.00												
Malta	0.00												
Montenegro	0.00												
North Macedonia	0.00												
Portugal	0.00												
Serbia	0.00												
Slovenia	0.00												
Spain	0.00												
Turkey	0.00												
<b>Sum</b>	<b>0.00</b>												

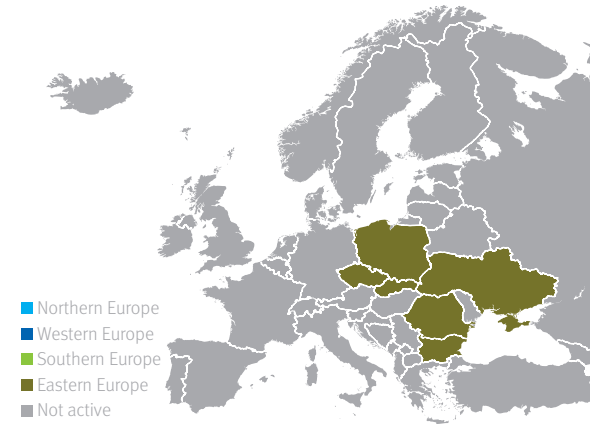
Insourcing rate of offered services: □ Service is not offered ■ 0% ■ 25% ■ 50% ■ 75% ■ 100%

Revenue values have been rounded

# OKIN FACILITY, A.S.



Prague, Czech Republic  
 Name of parent company: OKIN FACILITY  
 www.okinfacility.com  
 Currency of provided values: EUR



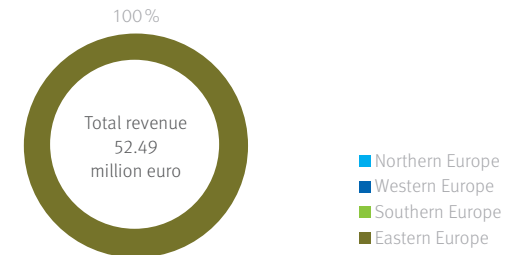
## FM REVENUE

Revenue (in million EUR)	2021	2022
Worldwide	N/A	N/A
Europe	44.11	52.49
Northern Europe	N/A	0.00
Western Europe	N/A	0.00
Eastern Europe	44.11	52.49
Southern Europe	N/A	0.00

## EMPLOYEES PER REGION

Employees	2021	2022
Worldwide	2 800	2 900
Europe	2 800	2 900
Northern Europe	N/A	N/A
Western Europe	N/A	N/A
Eastern Europe	2 800	2 900
Southern Europe	N/A	N/A

## TOTAL REVENUE PER REGION, 2022



## WORLD GEOGRAPHICAL PRESENCE

Also active in	
Africa	–
Asia	–
Australia	–
North America	–
Central America	–
South America	–

All figures refer to the FM sector only, unless otherwise indicated  
 Revenue values have been rounded



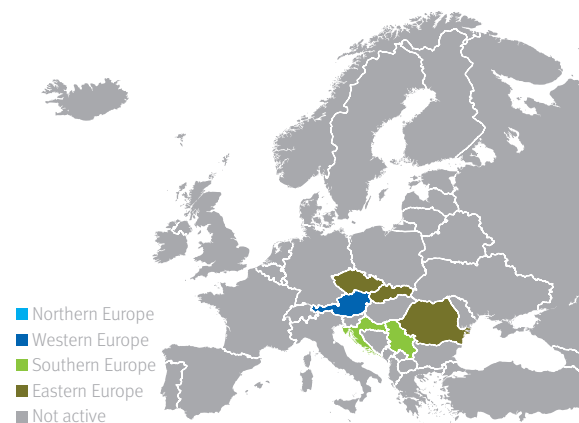
	FINANCIAL	SPACE & INFRASTRUCTURE					PEOPLE & ORGANIZATION						
	FM Revenue 2022 (In million EUR)	Space	Outdoor	Cleaning	Workplace	Primary activity specific	HGSS&E	Hospitality	ICT	Logistics	Business Support	Organization specific	Sustainability
<b>NORTHERN EUROPE</b>													
Denmark	0.00												
Estonia	0.00												
Finland	0.00												
Iceland	0.00												
Ireland	0.00												
Latvia	0.00												
Lithuania	0.00												
Norway	0.00												
Sweden	0.00												
United Kingdom	0.00												
<b>Sum</b>	<b>0.00</b>												
<b>WESTERN EUROPE</b>													
Austria	0.00												
Belgium	0.00												
France	0.00												
Germany	0.00												
Liechtenstein	0.00												
Luxembourg	0.00												
Monaco	0.00												
Netherlands	0.00												
Switzerland	0.00												
<b>Sum</b>	<b>0.00</b>												
<b>EASTERN EUROPE</b>													
Belarus	0.00												
Bulgaria	4.73	■	■	■	■	■	■	■	■	■	■	■	■
Czech Republic	33.80	■	■	■	■	■	■	■	■	■	■	■	■
Hungary	0.00												
Moldova	0.00												
Poland	2.43	■	■	■	■	■	■	■	■	■	■	■	■
Romania	1.74	■	■	■	■	■	■	■	■	■	■	■	■
Russia	0.00												
Slovakia	5.53	■	■	■	■	■	■	■	■	■	■	■	■
Ukraine	4.20	■	■	■	■	■	■	■	■	■	■	■	■
<b>Sum</b>	<b>52.49</b>												
<b>SOUTHERN EUROPE</b>													
Albania	0.00												
Bosnia and Herzegovina	0.00												
Croatia	0.00												
Greece	0.00												
Italy	0.00												
Kosovo	0.00												
Malta	0.00												
Montenegro	0.00												
North Macedonia	0.00												
Portugal	0.00												
Serbia	0.00												
Slovenia	0.00												
Spain	0.00												
Turkey	0.00												
<b>Sum</b>	<b>0.00</b>												
<b>Total FM Revenue Europe</b>	<b>52.49</b>												

Insourcing rate of offered services: □ Service is not offered ■ 0% ■ 25% ■ 50% ■ 75% ■ 100%

Revenue values have been rounded

# REIWAG FACILITY SERVICES GMBH

Vienna, Austria  
 No parent company  
[www.reiwag.com](http://www.reiwag.com)  
 Currency of provided values: EUR



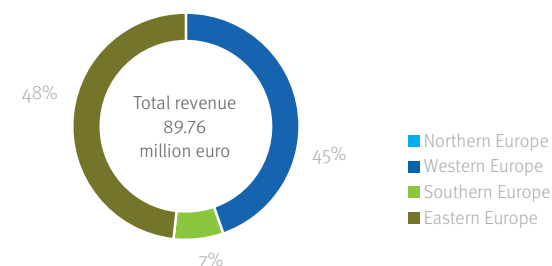
## FM REVENUE

Revenue (in million EUR)	2021	2022
Worldwide	83.24	89.76
Europe	83.24	89.76
Northern Europe	N/A	0.00
Western Europe	39.56	40.10
Eastern Europe	38.13	43.31
Southern Europe	5.53	6.35

## EMPLOYEES PER REGION

Employees	2021	2022
Worldwide	N/A	3 062
Europe	2 992	3 062
Northern Europe	N/A	N/A
Western Europe	1 580	1 500
Eastern Europe	1 202	1 297
Southern Europe	210	265

## TOTAL REVENUE PER REGION, 2022



## WORLD GEOGRAPHICAL PRESENCE

Also active in	
Africa	–
Asia	–
Australia	–
North America	–
Central America	–
South America	–

All figures refer to the FM sector only, unless otherwise indicated  
 Revenue values have been rounded

	FINANCIAL	SPACE & INFRASTRUCTURE					PEOPLE & ORGANIZATION						
	FM Revenue 2022 (In million EUR)	Space	Outdoor	Cleaning	Workplace	Primary activity specific	HGSS&E	Hospitality	ICT	Logistics	Business Support	Organization specific	Sustainability
<b>NORTHERN EUROPE</b>													
Denmark	0.00												
Estonia	0.00												
Finland	0.00												
Iceland	0.00												
Ireland	0.00												
Latvia	0.00												
Lithuania	0.00												
Norway	0.00												
Sweden	0.00												
United Kingdom	0.00												
<b>Sum</b>	<b>0.00</b>												
<b>WESTERN EUROPE</b>													
Austria	40.10	■	■	■	■	■	■	■		■			■
Belgium	0.00												
France	0.00												
Germany	0.00												
Liechtenstein	0.00												
Luxembourg	0.00												
Monaco	0.00												
Netherlands	0.00												
Switzerland	0.00												
<b>Sum</b>	<b>40.10</b>												
<b>EASTERN EUROPE</b>													
Belarus	0.00												
Bulgaria	0.00												
Czech Republic	23.32	■	■	■				■					■
Hungary	0.00												
Moldova	0.00												
Poland	0.00												
Romania	17.40	■	■	■	■	■	■	■		■	■		■
Russia	0.00												
Slovakia	2.58	■											
Ukraine	0.00												
<b>Sum</b>	<b>43.31</b>												
<b>SOUTHERN EUROPE</b>													
Albania	0.00												
Bosnia and Herzegovina	0.00												
Croatia	6.07	■	■	■	■	■	■	■		■	■	■	■
Greece	0.00												
Italy	0.00												
Kosovo	0.00												
Malta	0.00												
Montenegro	0.00												
North Macedonia	0.00												
Portugal	0.00												
Serbia	0.27	■	■	■	■	■	■	■		■	■	■	■
Slovenia	0.00												
Spain	0.00												
Turkey	0.00												
<b>Sum</b>	<b>6.35</b>												
<b>Total FM Revenue Europe</b>	<b>89.76</b>												

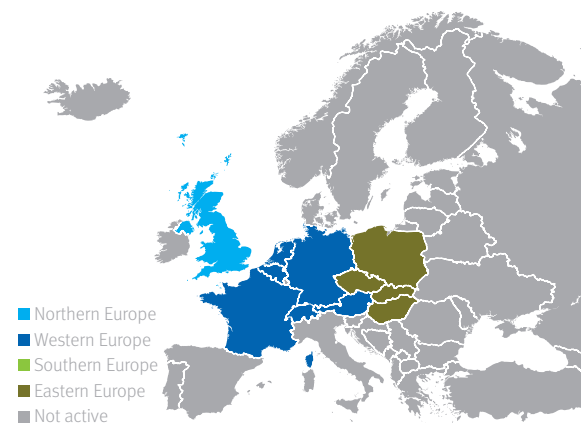
Insourcing rate of offered services: □ Service is not offered ■ 0% ■ 25% ■ 50% ■ 75% ■ 100%

Revenue values have been rounded

# SPIE SA



Cergy-Pontoise Cedex, France  
 No parent company  
 www.spie.com  
 Currency of provided values: EUR



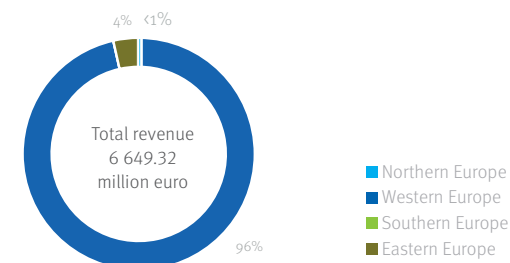
## FM REVENUE

Revenue (in million EUR) <sup>1</sup>	2021	2022
Worldwide	7 000.00	7 996.00
Europe	6 533.50	6 649.32
Northern Europe	N/A	1.82
Western Europe	N/A	6 413.50
Eastern Europe	N/A	234.00
Southern Europe	N/A	0.00

## EMPLOYEES PER REGION

Employees	2021	2022
Worldwide	45 842	48 073
Europe	42 908	44 455
Northern Europe	1 739	0
Western Europe	39 210	41 113
Eastern Europe	1 959	3 342
Southern Europe	0	0

## TOTAL REVENUE PER REGION, 2022



## WORLD GEOGRAPHICAL PRESENCE

Also active in	
Africa	✓
Asia	✓
Australia	✓
North America	✓
Central America	–
South America	–

<sup>1</sup>Approximate revenues in multi-technical services for facilities, infrastructure and energy

All figures refer to the FM sector only, unless otherwise indicated  
 Revenue values have been rounded

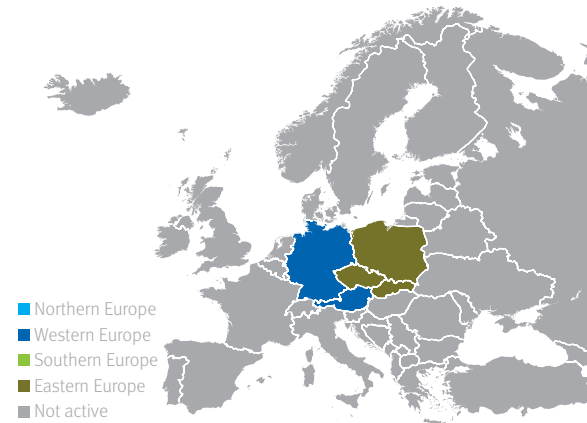
	FINANCIAL	SPACE & INFRASTRUCTURE					PEOPLE & ORGANIZATION						
	FM Revenue 2022 (In million EUR)	Space	Outdoor	Cleaning	Workplace	Primary activity specific	HGSS&E	Hospitality	ICT	Logistics	Business Support	Organization specific	Sustainability
<b>NORTHERN EUROPE</b>													
Denmark	0.00												
Estonia	0.00												
Finland	0.00												
Iceland	0.00												
Ireland	0.00												
Latvia	0.00												
Lithuania	0.00												
Norway	0.00												
Sweden	0.00												
United Kingdom	1.82	■	■	■	■	■	■	■	■	■	■	■	■
<b>Sum</b>	<b>1.82</b>												
<b>WESTERN EUROPE</b>													
Austria	112.00	■				■							■
Belgium	285.12	■	■		■	■			■	■			■
France	3 100.00	■	■	■	■	■	■	■	■	■		■	■
Germany	2 020.00	■	■	■	■	■	■	■	■	■	■	■	■
Liechtenstein	0.00												
Luxembourg	0.00												
Monaco	0.00												
Netherlands	696.38	■			■	■	■		■				■
Switzerland	200.00	■	■	■	■	■	■	■	■	■	■	■	■
<b>Sum</b>	<b>6 413.50</b>												
<b>EASTERN EUROPE</b>													
Belarus	0.00												
Bulgaria	0.00												
Czech Republic	12.00	■											■
Hungary	30.00	■							■				■
Moldova	0.00												
Poland	160.00	■	■	■	■	■	■	■	■	■			■
Romania	0.00												
Russia	0.00												
Slovakia	32.00	■							■				■
Ukraine	0.00												
<b>Sum</b>	<b>234.00</b>												
<b>SOUTHERN EUROPE</b>													
Albania	0.00												
Bosnia and Herzegovina	0.00												
Croatia	0.00												
Greece	0.00												
Italy	0.00												
Kosovo	0.00												
Malta	0.00												
Montenegro	0.00												
North Macedonia	0.00												
Portugal	0.00												
Serbia	0.00												
Slovenia	0.00												
Spain	0.00												
Turkey	0.00												
<b>Sum</b>	<b>0.00</b>												
<b>Total FM Revenue Europe</b>	<b>6 649.32</b>												

Insourcing rate of offered services: □ Service is not offered ■ 0% ■ 25% ■ 50% ■ 75% ■ 100%

Revenue values have been rounded

# STRABAG PROPERTY AND FACILITY SERVICES

Frankfurt, Germany  
 Name of parent company: STRABAG SE, Vienna  
 www.strabag.com  
 Currency of provided values: EUR



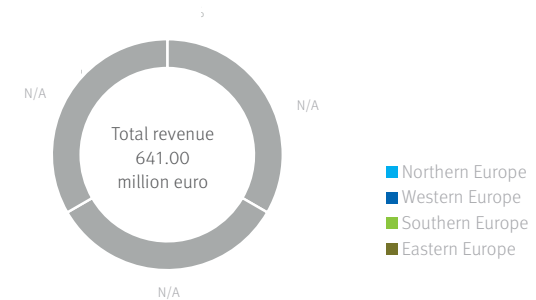
## FM REVENUE

Revenue (in million EUR)	2021	2022
Worldwide	582.00	641.00
Europe	582.00	641.00
Northern Europe	0.00	0.00
Western Europe	N/A	N/A
Eastern Europe	N/A	N/A
Southern Europe	0.00	0.00

## EMPLOYEES PER REGION

Employees	2021	2022
Worldwide	9 100	9 550
Europe	9 100	9 550
Northern Europe	0	0
Western Europe	N/A	N/A
Eastern Europe	N/A	N/A
Southern Europe	0	0

## TOTAL REVENUE PER REGION, 2022



## WORLD GEOGRAPHICAL PRESENCE

Also active in	
Africa	–
Asia	–
Australia	–
North America	–
Central America	–
South America	–

All figures refer to the FM sector only, unless otherwise indicated  
 Revenue values have been rounded

	FINANCIAL	SPACE & INFRASTRUCTURE					PEOPLE & ORGANIZATION						
	FM Revenue 2022 (In million EUR)	Space	Outdoor	Cleaning	Workplace	Primary activity specific	HGSS&E	Hospitality	ICT	Logistics	Business Support	Organization specific	Sustainability
<b>NORTHERN EUROPE</b>													
Denmark	0.00												
Estonia	0.00												
Finland	0.00												
Iceland	0.00												
Ireland	0.00												
Latvia	0.00												
Lithuania	0.00												
Norway	0.00												
Sweden	0.00												
United Kingdom	0.00												
<b>Sum</b>	<b>0.00</b>												
<b>WESTERN EUROPE</b>													
Austria	N/A	■		■			■	■	■		■		■
Belgium	0.00												
France	0.00												
Germany	N/A	■	■	■	■	■	■	■	■	■	■	■	■
Liechtenstein	0.00												
Luxembourg	0.00												
Monaco	0.00												
Netherlands	0.00												
Switzerland	0.00												
<b>Sum</b>	<b>N.N</b>												
<b>EASTERN EUROPE</b>													
Belarus	0.00												
Bulgaria	0.00												
Czech Republic	N/A	■		■			■	■	■		■		■
Hungary	0.00												
Moldova	0.00												
Poland	N/A	■		■			■	■	■		■		■
Romania	0.00												
Russia	0.00												
Slovakia	N/A	■		■			■	■	■		■		■
Ukraine	0.00												
<b>Sum</b>	<b>N/A</b>												
<b>SOUTHERN EUROPE</b>													
Albania	0.00												
Bosnia and Herzegovina	0.00												
Croatia	0.00												
Greece	0.00												
Italy	0.00												
Kosovo	0.00												
Malta	0.00												
Montenegro	0.00												
North Macedonia	0.00												
Portugal	0.00												
Serbia	0.00												
Slovenia	0.00												
Spain	0.00												
Turkey	0.00												
<b>Sum</b>	<b>0.00</b>												

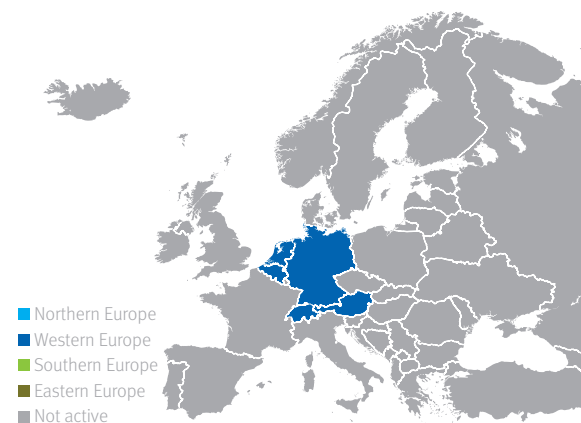
Insourcing rate of offered services: □ Service is not offered ■ 0% ■ 25% ■ 50% ■ 75% ■ 100%

Revenue values have been rounded



# VEBEGO INTERNATIONAL V.A.

Voerendaal, Netherlands  
 Name of parent company: VebeGo Group  
 www.vebeGo.com  
 Currency of provided values: EUR



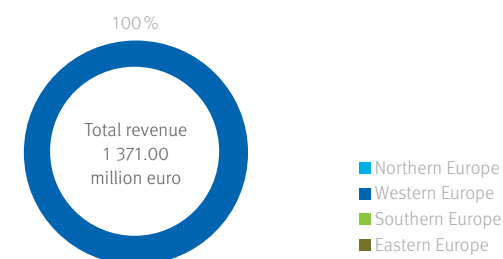
## FM REVENUE

Revenue (in million EUR)	2021	2022
Worldwide	1 052.00	1 371.00
Europe	1 052.00	1 371.00
Northern Europe	0.00	0.00
Western Europe	1 052.00	1 371.00
Eastern Europe	0.00	0.00
Southern Europe	0.00	0.00

## EMPLOYEES PER REGION

Employees	2021	2022
Worldwide	35 395	41 886
Europe	35 395	41 886
Northern Europe	0	0
Western Europe	35 395	41 886
Eastern Europe	0	0
Southern Europe	0	0

## TOTAL REVENUE PER REGION, 202



## WORLD GEOGRAPHICAL PRESENCE

Also active in	
Africa	–
Asia	–
Australia	–
North America	–
Central America	–
South America	–

All figures refer to the FM sector only, unless otherwise indicated  
 Revenue values have been rounded



	FINANCIAL	SPACE & INFRASTRUCTURE					PEOPLE & ORGANIZATION						
	FM Revenue 2022 (In million EUR)	Space	Outdoor	Cleaning	Workplace	Primary activity specific	HGSS&E	Hospitality	ICT	Logistics	Business Support	Organization specific	Sustainability
NORTHERN EUROPE	Denmark	0.00											
	Estonia	0.00											
	Finland	0.00											
	Iceland	0.00											
	Ireland	0.00											
	Latvia	0.00											
	Lithuania	0.00											
	Norway	0.00											
	Sweden	0.00											
	United Kingdom	0.00											
<b>Sum</b>	<b>0.00</b>												
WESTERN EUROPE	Austria	19.00											
	Belgium	178.00											
	France	0.00											
	Germany	278.00											
	Liechtenstein (incl. in CH)	0.00											
	Luxembourg	0.00											
	Monaco	0.00											
	Netherlands	632.00											
	Switzerland	264.00											
<b>Sum</b>	<b>1 371.00</b>												
EASTERN EUROPE	Belarus	0.00											
	Bulgaria	0.00											
	Czech Republic	0.00											
	Hungary	0.00											
	Moldova	0.00											
	Poland	0.00											
	Romania	0.00											
	Russia	0.00											
	Slovakia	0.00											
	Ukraine	0.00											
	<b>Sum</b>	<b>0.00</b>											
SOUTHERN EUROPE	Albania	0.00											
	Bosnia and Herzegovina	0.00											
	Croatia	0.00											
	Greece	0.00											
	Italy	0.00											
	Kosovo	0.00											
	Malta	0.00											
	Montenegro	0.00											
	North Macedonia	0.00											
	Portugal	0.00											
	Serbia	0.00											
	Slovenia	0.00											
	Spain	0.00											
	Turkey	0.00											
<b>Sum</b>	<b>0.00</b>												
<b>Total FM Revenue Europe</b>	<b>1 371.00</b>												

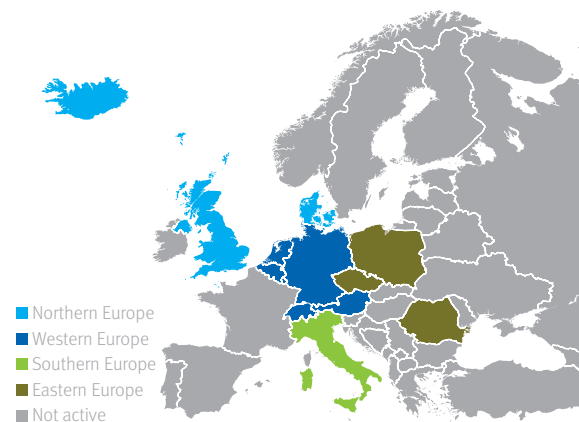
Insourcing rate of offered services: □ Service is not offered ■ 0% ■ 25% ■ 50% ■ 75% ■ 100%

Revenue values have been rounded

# VINCI FACILITIES



Mannheim, Germany  
 Name of parent company: VINCI Energies  
 www.vinci-energies.com  
 Currency of provided values: EUR



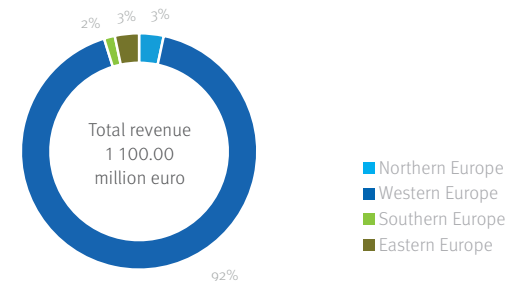
## FM REVENUE

Revenue (in million EUR)	2021	2022
Worldwide	N/A	1 100.00
Europe	N/A	972.74
Northern Europe	N/A	32.65
Western Europe	N/A	893.51
Eastern Europe	N/A	32.17
Southern Europe	N/A	14.40

## EMPLOYEES PER REGION

Employees	2021	2022
Worldwide	N/A	8 500
Europe	N/A	7 200
Northern Europe	N/A	134
Western Europe	N/A	1 298
Eastern Europe	N/A	82
Southern Europe	N/A	N/A

## TOTAL REVENUE PER REGION, 2022



## WORLD GEOGRAPHICAL PRESENCE

Also active in	
Africa	–
Asia	–
Australia	–
North America	–
Central America	–
South America	–

All figures refer to the FM sector only, unless otherwise indicated  
 Revenue values have been rounded

	FINANCIAL	SPACE & INFRASTRUCTURE					PEOPLE & ORGANIZATION						
	FM Revenue 2022 (In million EUR)	Space	Outdoor	Cleaning	Workplace	Primary activity specific	HGSS&E	Hospitality	ICT	Logistics	Business Support	Organization specific	Sustainability
<b>NORTHERN EUROPE</b>													
Denmark	31.66	■											
Estonia	0.00												
Finland	0.00												
Iceland	0.92	■											
Ireland	0.00												
Latvia	0.00												
Lithuania	0.00												
Norway	0.00												
Sweden	0.00												
United Kingdom	0.06	■											
<b>Sum</b>	<b>32.65</b>												
<b>WESTERN EUROPE</b>													
Austria	184.30	■											
Belgium	00.05	■											
France	0.00												
Germany	842.60	■	■	■	■					■		■	■
Liechtenstein (incl. in CH)	0.00												
Luxembourg	0.35	■											
Monaco	0.00												
Netherlands	0.009	■											
Switzerland	48.64	■	■	■	■					■		■	■
<b>Sum</b>	<b>893.518</b>												
<b>EASTERN EUROPE</b>													
Belarus	0.00												
Bulgaria	0.00												
Czech Republic	7.16	■	■	■						■		■	■
Hungary	0.00												
Moldova	0.00												
Poland	13.81	■	■	■						■		■	■
Romania	11.19												
Russia	0.00												
Slovakia	0.00												
Ukraine	0.00												
<b>Sum</b>	<b>32.17</b>												
<b>SOUTHERN EUROPE</b>													
Albania	0.00												
Bosnia and Herzegovina	0.00												
Croatia	0.00												
Greece	0.00												
Italy	14.40	■											
Kosovo	0.00												
Malta	0.00												
Montenegro	0.00												
North Macedonia	0.00												
Portugal	0.00												
Serbia	0.00												
Slovenia	0.00												
Spain	0.00												
Turkey	0.00												
<b>Sum</b>	<b>14.40</b>												
<b>Total FM Revenue Europe</b>	<b>1 100.00</b>												

Insourcing rate of offered services: □ Service is not offered ■ 0% ■ 25% ■ 50% ■ 75% ■ 100%

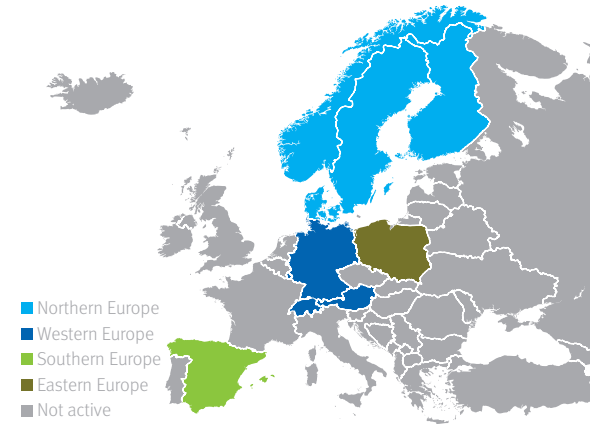
Revenue values have been rounded

# WISAG

(WISAG FACILITY SERVICE HOLDING + WISAG SERVICE HOLDING EUROPA)



Frankfurt, Germany  
 Name of parent company: AVECO  
 www.wisag.de  
 Currency of provided values: EUR



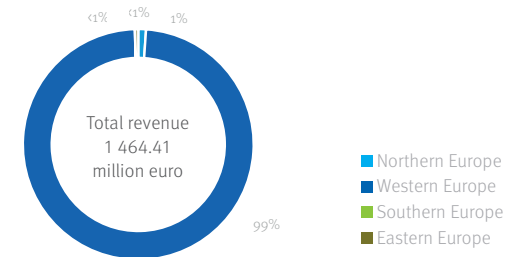
## FM REVENUE

Revenue (in million EUR)	2021	2022
Worldwide	1 291.78	1 464.41
Europe	1 291.78	1 464.41
Northern Europe	12.15	15.81
Western Europe	1 276.98	1 441.60
Eastern Europe	1.64	6.20
Southern Europe	1.00	0.80

## EMPLOYEES PER REGION

Employees	2021	2022
Worldwide	33 318	37 567
Europe	33 318	37 567
Northern Europe	150	180
Western Europe	32 878	36 997
Eastern Europe	250	350
Southern Europe	40	40

## TOTAL REVENUE PER REGION, 2022



## WORLD GEOGRAPHICAL PRESENCE

Also active in	
Africa	–
Asia	–
Australia	–
North America	–
Central America	–
South America	–

All figures refer to the FM sector only, unless otherwise indicated  
 Revenue values have been rounded

	FINANCIAL	SPACE & INFRASTRUCTURE					PEOPLE & ORGANIZATION							
	FM Revenue 2022 (In million EUR)	Space	Outdoor	Cleaning	Workplace	Primary activity specific	HGSS&E	Hospitality	ICT	Logistics	Business Support	Organization specific	Sustainability	
NORTHERN EUROPE	Denmark	3.92	■	■	■	■	■	■					■	
	Estonia	0.00												
	Finland	2.25	■	■	■	■	■	■					■	
	Iceland	0.00												
	Ireland	0.00												
	Latvia	0.00												
	Lithuania	0.00												
	Norway	2.83	■	■	■	■		■	■					■
	Sweden	6.80	■	■	■	■		■	■					■
	United Kingdom	0.00												
<b>Sum</b>	<b>15.81</b>													
WESTERN EUROPE	Austria	42.00	■	■	■	■		■	■		■		■	
	Belgium	0.00												
	France	0.00												
	Germany	1 366.00	■	■	■	■	■	■		■		■	■	
	Liechtenstein	0.00												
	Luxembourg	27.00	■	■	■	■		■	■				■	
	Monaco	0.00												
	Netherlands	0.00												
	Switzerland	6.60	■	■	■	■		■	■				■	
	<b>Sum</b>	<b>1 441.60</b>												
EASTERN EUROPE	Belarus	0.00												
	Bulgaria	0.00												
	Czech Republic	0.00												
	Hungary	0.00												
	Moldova	0.00												
	Poland	6.20	■	■	■	■		■	■				■	
	Romania	0.00												
	Russia	0.00												
	Slovakia	0.00												
	Ukraine	0.00												
<b>Sum</b>	<b>6.20</b>													
SOUTHERN EUROPE	Albania	0.00												
	Bosnia and Herzegovina	0.00												
	Croatia	0.00												
	Greece	0.00												
	Italy	0.00												
	Kosovo	0.00												
	Malta	0.00												
	Montenegro	0.00												
	North Macedonia	0.00												
	Portugal	0.00												
	Serbia	0.00												
	Slovenia	0.00												
	Spain	0.80	■	■	■	■		■	■		■		■	
	Turkey	0.00												
	<b>Sum</b>	<b>0.80</b>												
<b>Total FM Revenue Europe</b>	<b>1 464.41</b>													

Insourcing rate of offered services: □ Service is not offered ■ 0% ■ 25% ■ 50% ■ 75% ■ 100%

Revenue values have been rounded

# Short Company Profiles of other European FM Providers

Results of desk-based research

# Short Company Profiles



## ACCIONA SA

Madrid, Spain  
[www.acciona.com](http://www.acciona.com)  
 Currency of provided values: EUR

Revenue (in million EUR)		2022	West	North	East	South
Worldwide		11 195.00	✓	✓	✓	✓
Employees		2022				
Worldwide		45 892				



## ADVENIS GROUP

Paris, France  
[www.advenis.com](http://www.advenis.com)  
 Currency of provided values: EUR

Revenue (in million EUR)		2021	West	North	East	South
Worldwide		71.10	✓	–	–	–
Employees		2021				
Worldwide		300				



## APELONA

Neu-Isenburg, Germany  
[www.apleona.com](http://www.apleona.com)  
 Currency of provided values: EUR

Revenue (in million EUR)		2022	West	North	East	South
Worldwide		2 000.00	✓	✓	✓	✓
Employees		2022				
Worldwide		40 000				



## ARMONIA

Paris, France  
[www.armonia-facilities.com](http://www.armonia-facilities.com)  
 Currency of provided values: EUR

Revenue (in million EUR)		2022	West	North	East	South
Worldwide		400.00	✓	✓	–	✓
Employees		2022				
Worldwide		16 000				

Values have been rounded

# Short Company Profiles

## ARAMARK



Illinois, USA  
www.aramark.com  
Currency of provided values: EUR

Revenue (in million EUR)	2022	West	North	East	South
Worldwide	16 326.62	✓	✓	✓	✓
Employees	2022				
Worldwide	273 875				

## BIDVEST NOONAN



London, UK  
www.bidvestnoonan.com  
Currency of provided values: N/A

Revenue (in million EUR)	2022	West	North	East	South
Worldwide	N/A	–	✓	–	–
Employees	2022				
Worldwide	27 000				

## BRAVIDA DANMARK A/S



Stockholm, Sweden  
www.bravida.se  
Currency of provided values: SEK<sup>1</sup>

Revenue (in million EUR)	2022	West	North	East	South
Worldwide	2.20	–	✓	–	–
Employees	2022				
Worldwide	13 000				

## CAVERION



Vantaa, Finland  
www.caverion.com  
Currency of provided values: EUR

Revenue (in million EUR)	2022	West	North	East	South
Worldwide	2 352.00	✓	✓	✓	–
Employees	2022				
Worldwide	14 500				

<sup>1</sup>Converted into EUR at the exchange rate on 15. August 2023

Values have been rounded



# Short Company Profiles



## COMPASS GROUP

Eschborn, Germany  
[www.compass-group.de](http://www.compass-group.de)  
 Currency of provided values: GBP<sup>1</sup>

Revenue (in million EUR)	2022	West	North	East	South
Worldwide	30.10	✓	✓	✓	✓
Employees	2022				
Worldwide	513 707				



## CRESA

Washington, United States  
[www.cresa.com](http://www.cresa.com)  
 Currency of provided values: N/A

Revenue (in million EUR)	2022	West	North	East	South
Worldwide	N/A	✓	✓	✓	✓
Employees	2022				
Worldwide	1 000				



## CUSHMAN & WAKEFIELD

Chicago, United States  
[www.cushmanwakefield.com](http://www.cushmanwakefield.com)  
 Currency of provided values: USD<sup>1</sup>

Revenue (in million EUR)	2022	West	North	East	South
Worldwide	9 237.00	✓	✓	✓	✓
Employees	2022				
Worldwide	52 000				



## DORFNER GMBH & CO. KG

Nürnberg, Germany  
[www.dorfner-gruppe.de](http://www.dorfner-gruppe.de)  
 Currency of provided values: EUR

Revenue (in million EUR)	2022	West	North	East	South
Worldwide	303.00	✓	–	✓	–
Employees	2022				
Worldwide	10 700				

<sup>1</sup>Converted into EUR at the exchange rate on 16. August 2023

Values have been rounded

# Short Company Profiles



## EIFFAGE GROUP

Vélizy-Villacoublay, France  
www.eiffage.com  
Currency of provided values: EUR

Revenue (in million EUR)	2022	West	North	East	South
Worldwide	20 300.00	✓	✓	✓	✓
Employees	2022				
Worldwide	72 500				



## ENGIE DEUTSCHLAND

Cologne, Germany  
www.fourfm.com  
Currency of provided values: EUR

Revenue (in million EUR)	2022	West	North	East	South
Worldwide	93 900.00	✓	–	–	–
Employees	2022				
Worldwide	101 504				



## FACILICOM GROUP

Schiedam, Netherlands  
www.facicomgroup.nl  
Currency of provided values: EUR

Revenue (in million EUR)	2021	West	North	East	South
Worldwide	1 200.00	✓	✓	–	–
Employees	2021				
Worldwide	26 000				



## FERROVIAL

Madrid, Spain  
www.ferrovial.com  
Currency of provided values: EUR

Revenue (in million EUR)	2022	West	North	East	South
Worldwide	7 500.00	–	✓	✓	✓
Employees	2022				
Worldwide	24 191				

Values have been rounded

# Short Company Profiles



## FORENEDE A/S

Ballerup, Denmark  
www.foreneде.dk  
Currency of provided values: DKK<sup>1</sup>

Revenue (in million EUR)		2022	West	North	East	South
Worldwide		370.00	–	✓	–	–
Employees		2022				
Worldwide		11 200				



## GÖTZ

Regensburg, Germany  
www.goetz-fm.com  
Currency of provided values: EUR

Revenue (in million EUR)		2022	West	North	East	South
Worldwide		345.00	✓	–	✓	–
Employees		2022				
Worldwide		16 000				



## GRUPO EULEN

Madrid, Spain  
www.eulen.com  
Currency of provided values: EUR

Revenue (in million EUR)		2022	West	North	East	South
Worldwide		1 674.00	–	–	–	✓
Employees		2022				
Worldwide		74 385				



## GSH GROUP

Parsippany, United States  
www.gshgroup.com  
Currency of provided values: N/A

Revenue (in million EUR)			West	North	East	South
Worldwide		N/A	✓	✓	–	–
Employees						
Worldwide		N/A				

<sup>1</sup>Converted into EUR at the exchange rate on 16. August 2023

Values have been rounded

# Short Company Profiles



## JLL (JONES LANG LASALLE)

Chicago, United States  
[www.jll.com](http://www.jll.com)  
 Currency of provided values: USD<sup>1</sup>

Revenue (in million EUR)		2022	West	North	East	South
Worldwide		19 128.00	✓	✓	✓	✓
Employees		2022				
Worldwide		103 000				



## KESZ GROUP

Budapest, Hungary  
[www.kesz.hu](http://www.kesz.hu)  
 Currency of provided values: HUF<sup>1</sup>

Revenue (in million EUR)		2022	West	North	East	South
Worldwide		432.00	✓	–	✓	✓
Employees		2022				
Worldwide		2 500				



## MACE

London, United Kingdom  
[www.macegroup.com](http://www.macegroup.com)  
 Currency of provided values: GBP<sup>1</sup>

Revenue (in million EUR)		2022	West	North	East	South
Worldwide		2.25	✓	–	✓	✓
Employees		2022				
Worldwide		7271				



## MARKAS

Bolzano, Italy  
[www.markas.com](http://www.markas.com)  
 Currency of provided values: EUR

Revenue (in million EUR)		2021	West	North	East	South
Worldwide		67.70	✓	–	–	✓
Employees		2021				
Worldwide		11 000				

<sup>1</sup>Converted into EUR at the exchange rate on 16. August 2023

Values have been rounded

# Short Company Profiles



## MITIE

London, United Kingdom  
[www.mitie.com](http://www.mitie.com)  
 Currency of provided values: GBP<sup>1</sup>

Revenue (in million EUR)		2022	West	North	East	South
Worldwide		4 552.00	–	✓	–	✓
Employees		2022				
Worldwide		72 000				



## OCS

Crawley, United Kingdom  
[www.ocs.com](http://www.ocs.com)  
 Currency of provided values: GBP<sup>1</sup>

Revenue (in million EUR)		2021	West	North	East	South
Worldwide		1 060.00	–	✓	–	–
Employees		2021				
Worldwide		68 000				



## REKEEP

Predosa, Italy  
[www.rekeep.com](http://www.rekeep.com)  
 Currency of provided values: EUR

Revenue (in million EUR)		2022	West	North	East	South
Worldwide		1 294.00	✓	–	✓	✓
Employees		2022				
Worldwide		26 551				



## SAMSIC FACILITY

Cesson-Sévigné, France  
[www.samsic.com](http://www.samsic.com)  
 Currency of provided values: EUR

Revenue (in million EUR)		2022	West	North	East	South
Worldwide		3 450.00	✓	✓	✓	✓
Employees		2022				
Worldwide		117 000				

<sup>1</sup>Converted into EUR at the exchange rate on 16. August 2023

Values have been rounded

# Short Company Profiles

## SAUTER



Basel, Swiss  
www.sauter-fm.de  
Currency of provided values: EUR

Revenue (in million EUR)		2021	West	North	East	South
Worldwide		539.00	✓	✓	–	✓
Employees		2021				
Worldwide		3 300				

## SIMACEK FACILITY MANAGEMENT GROUP



Vienna, Austria  
www.simacek.com  
Currency of provided values: EUR

Revenue (in million EUR)		2021	West	North	East	South
Worldwide		N/A	✓	–	✓	–
Employees		2021				
Worldwide		8 000				

## SKANSKA AB



Stockholm, Sweden  
www.skanska.se  
Currency of provided values: SEK<sup>1</sup>

Revenue (in million EUR)		2022	West	North	East	South
Worldwide		13 639.00	–	✓	✓	✓
Employees		2022				
Worldwide		28 380				

## SODEXO



Issy les Moulineaux, France  
www.sodexo.com  
Currency of provided values: EUR

Revenue (in million EUR)		2022	West	North	East	South
Worldwide		21 100.00	✓	✓	✓	✓
Employees		2022				
Worldwide		422 000.00				

<sup>1</sup>Converted into EUR at the exchange rate on 16. August 2023

Values have been rounded

# Short Company Profiles



## TVO EUROPE

Prague, Czech Republic  
www.tveurope.com

Revenue (in million EUR)		West	North	East	South
Worldwide	N/A	✓	✓	✓	–
Employees					
Worldwide	N/A				



## TDGI

Lisbon, Portugal  
www.tdgiworld.com  
Currency of provided values: N/A

Revenue (in million EUR)		West	North	East	South
Worldwide	N/A	✓	–	–	✓
Employees					
Worldwide	N/A				



## TOMA FACILITY NORGE AS

Godvik, Norway  
www.toma.no  
Currency of provided values: N/A

Revenue (in million EUR)		West	North	East	South
Worldwide	N/A	–	✓	–	–
Employees					
Worldwide	4 000				



## VEOLIA

Paris, France  
www.veolia.com  
Currency of provided values: EUR

Revenue (in million EUR)		2022	West	North	East	South
Worldwide	42 900.00		✓	✓	–	–
Employees		2022				
Worldwide	220 000					

Values have been rounded

# Glossary

Facility services have been categorised and defined according to EN-15221-4\*. List of categories is not exhaustive. Refer to EN-15221-4 for exact details.

## Space

Services for the provision of premises, for example by planning and building, purchasing or renting premises, including the administration and management of the premises and their dismantling as well as disposal.

**Categories:** space (premises), building output performance, owner/occupant, asset replacement and refurbishment, building envelope and structural framework, internal room layout and interior fittings, technical building equipment, improving building services, property management, CAFM, portfolio development, property optimisation, maintenance and operation, help desk and janitors, building operation, building construction maintenance, operation of technical building equipment, maintenance of technical building equipment, supply and disposal, energy, water, waste)

## Outdoor

Services relating to the outside area, including the costs of the plot of land, maintenance of parking spaces, gardening, etc.

**Categories:** (outdoor facilities, estate, site, plot, additional space on site, parking spaces)

## Cleaning

Services relating to hygiene and cleanliness, maintaining an appropriate working environment and helping to keep assets in good condition.

**Categories:** (cleaning, routine cleaning, special cleaning)

## Workplace

Services related to the working environment, for example provision, installation/assembly and maintenance of furniture and office equipment.

**Categories:** (workplace, tenant fit-out, space management, furniture, planting, works of art)

## Primary activity specific

Services that are related to »space and infrastructure« and that are specific to the type or sector of the organisation.

**Categories:** (primary activity specific, main process-related supply and disposal, external workplaces (off-site facilities), maintenance of medical technology (health care))

## HGSS&E

Services that protect assets, the health and the well-being of people against external hazards or internal risks as well as services that protect and contribute to environmental protection and sustainability.

**Categories:** (sterilization (healthcare), health, safety, security and environment (HSSE), health and occupational safety, occupational medicine, security services, personal security, property protection)

## Hospitality

Services that create a friendly working environment where people feel welcome and comfortable.

**Categories:** (environmental protection, hospitality, reception and contact centre, catering and vending machines, meeting rooms and events, work clothes and other textiles, laundry)

\*Standard: Facility Management - Part 4: Taxonomy, Classification and Structures in Facility Management; German version EN 15221-4:2011



**Information and communication technology (ICT)**

Services provided with the help of information and communication technologies.

**Categories:** ICT, service desk IT, IT services for end users, information technology for users, client software, on-site support, managed client service, IMAC, packaging and shipping, special client hardware, central and decentralised services, file services, e-mail services, print services, directory services, network and communication services, connection services for information technology, connection provision for communication technology, communication technology for users, education and training (ICT))

**Logistics**

Services relating to the transport and storage of goods and information and improving the relevant processes.

**Categories:** (logistics, office supplies, document management, reprography, postal services, library and archives, removals (persons and furniture), mobility, vehicle fleet management, travel services, transport services)

**Business Support**

Services that primarily support the management of an organisation, for example legal advice.

**Categories:** (business support (management support), finance and controlling, accounting, fixed assets and property, controlling and reporting, human resources management, payslip, recruitment, education and training, legal advice and contracts, patents and copyrights, insurance, marketing and communication, procurement)

**Organization-specific**

Services relating to »people and organisation« which are specific to the type or sector of the organisation.

**Categories:** (secretarial services and translation, organisation-specific, business IT, sector-specific (for example healthcare), patient transport (healthcare), bed preparation (healthcare), radio and television (healthcare))

**Sustainability**

State in which the parts of the ecosystem and their functions are preserved for present and future generations.



# What we understand by sustainability

Broadly speaking, sustainability aims to prevent the depletion of natural or physical resources, ensuring that they will remain available in the long term. So sustainability is not just about green facades and e-mobility, but encompasses all aspects of an enterprise's operations – from the materials used for building construction to the way people use the building and its services.

Sustainability is also about intergenerational equity, ensuring that we do not live lifestyles at the cost of future generations. The Report of the World Commission on Environment and Development expresses sustainable development as “development that meets the needs of the present without compromising the ability of future generations to meet their own needs”.

## **Sustainability as an investment**

Although sustainability may involve extra cost in the short term, it is also an opportunity. A chance to cut operating costs, reduce emissions, meet climate goals and to position your company with genuine green credentials.

Incorporating sustainability factors improves risk management because ESG-compliant firms face lower costs of capital, low risk premiums due to greater transparency.

Sustainable facility management ensures that buildings are well-maintained, keep pace with increasingly stringent regulations, make best use of innovations, and remain cost-efficient and attractive to tenants – all ensuring that they do not become stranded assets.

“The building sector alone is responsible for around 40 percent of carbon emissions. We need to move away from discussions, justifications and explanations and take action! And deliver what the world really needs: Genuine sustainability, coupled with digitization, which makes important innovations possible. This is as true today as it was yesterday and will be tomorrow.”

– Steffen Szeidl (CEO of Drees & Sommer)

### **What we aspire to**

Our approach is sustainable. Digital. Innovative. And cost-efficient. We ensure these aspects are in harmony rather than competing with each other.

This results in successful buildings, livable cities, high-performance infrastructure, high-yield portfolios, and future-oriented consulting. We always keep these goals in mind for all aspects of consulting, planning, construction and operation.

We think and act sustainably and holistically. Economy, ecology and functionality are inseparable for us. And we take all aspects of sustainability into account. We believe that cost-efficiency, ecology and functionality are inextricably linked. We call this approach *the blue way*<sup>®</sup> – a principle that pervades our entire company, internally and externally. It is a strict goal-oriented processes that leaves scope for creativity. Our projects always involve both hemispheres of the brain – the creative right and rational left.

### **Our approach to sustainability**

Drees & Sommer is committed to sustainable corporate development. For us, this is not only about progress in terms of climate protection and social commitment, but also about integrating sustainability into as many of our consulting projects as possible and supporting our customers on their journey towards sustainable corporate governance.

### **Sustainability pioneers since 1970.**

Together with EPEA – Part of Drees & Sommer, we promote forward-thinking and innovative concepts like Cradle to Cradle<sup>®</sup> design principles, green building and sustainability certifications, ESG consulting and Circular Economy solutions. The services provided by us take all facets of sustainability into account.

### **EPEA – Part of Drees & Sommer**

As innovation partner for safe, environmentally friendly, and circular industrial products, buildings, and urban districts, EPEA develops solutions for the Circular Economy. To this purpose EPEA applies the Cradle to Cradle® design framework, which the company codeveloped: Sustainable habitats need circular buildings and products, made from materials and chemicals that are healthy for both humans and the environment.

Drawing on 30 years of expertise, chemists, biologists, engineers, and environmental scientists optimize processes for Real Estate and products for all industry sectors, including construction, textiles, packaging, automotive, consumables, and cosmetics. As an accredited Assessment Body, EPEA also guides companies through the process of certifying their products according to the Cradle to Cradle Certified™ product standard. The aim is not to become less bad, but to create positive added value for people, the environment and business – in a Circular Economy powered by Cradle to Cradle®.

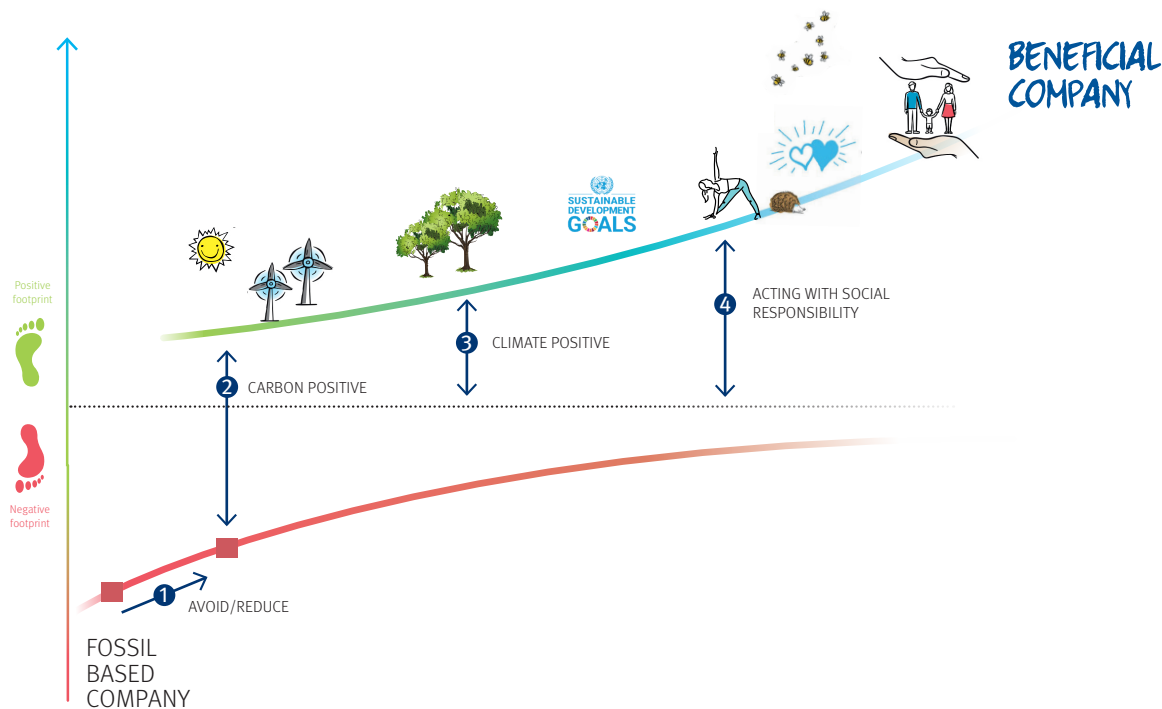
We work tirelessly with EPEA GmbH – Part of Drees & Sommer, to establish the Cradle to Cradle® principle in all industrials sectors.



# On the way to becoming a Beneficial Company

Our long-term goal is to become a Beneficial Company. By this, we mean a company that reconciles long-term business success with ecological and social objectives. A Beneficial Company gives back more to the environment than it consumes through its operations, creating a lasting positive benefit for the environment and society. So we are not guided solely by achieving immediate success for our customers, but also by the impact our actions will have on future generations.

We approach Environmental, Social and Governance issues holistically. We address challenges strategically, ambitiously, and always with the aim of convincing others to follow this path.



#### **Our environmental and social commitment**

Drees & Sommer's sustainability strategy has included keeping an account of the carbon emissions generated by the provision of energy to its offices and by the company's mobility. We reduced and offset our carbon emissions to ensure that we remain climate positive. While climate protection certificates are a significant part of this, these carbon offsets are gradually being reduced.

We promote climate action and social commitment. In 2020, we carried out fifty social and environmental projects to mark our 50th anniversary. This commitment has provided the impetus to continue our engagement on a regular basis. To fulfill our social responsibility, we introduced a new structure in 2021, enabling our sustainability projects to be handled centrally for the long-term.

#### **Our commitment to the Sustainable Development Goals**

Our commitment to sustainable corporate development also ties in with the 17 United Nations Sustainable Development Goals (SDGs), the 10 principles of the United Nations Global Compact and the requirements of the Science Based Target Initiative.

Our corporate activities, both internal and in client projects, increasingly address the contributions made to these initiatives. Numerous company measures and client projects make a direct positive contribution, help reduce negative effects or contribute to the development of solutions that have a positive impact on the achievement of the SDGs.

In 2021 Drees & Sommer joined the United Nations Global Compact Initiative



**A**VOID/**R**EDUCE/**C**OMPENSATE

- > Business travel
- > Energy
- > Water
- > Materials
- > Greenhouse gas emissions

**E**  
**ENVIRONMENT**

- > Climate-friendly mobility
- > Renewable energies
- > Protecting natural resources
- > Promotion of biodiversity
- > Circular Economy

**S**  
**SOCIAL**

- > People-oriented leadership
- > Diversity and Inclusion
- > Health and wellbeing
- > Education and learning
- > Social engagement

**G**  
**GOVERNANCE**

- > Value orientation and transparency
- > Compliance
- > Sustainable innovations
- > Sustainable finance
- > Intern. standards (SDGs, UNGC, GRI, SBTi)





# Sustainability-related FM aspects

Sustainable building operation aims to combine environmental, social and economic benefits by minimizing environmental impacts and promoting resource efficiency while meeting the needs of occupants. The following section describes the various sustainability-related FM services available in the market. The services offered by each FM provider in various European countries are detailed in the body of the report.

Incorporating sustainability practices into facility management can not only have a positive impact on the environment, but also lead to cost savings, increased productivity and an enhance company reputation.

Sustainability in facility management refers to the integration of environmentally friendly, socially responsible and economically viable practices into the administration and management of buildings, facilities and infrastructure. The goal is to use resources efficiently, minimize environmental impacts, improve the quality of life of users, and achieve long-term economic benefits.

Here are some of the aspects of sustainable FM:

#### **User engagement**

Users can make a big difference to a building's ecological footprint and cost-efficient operation. And of course they should feel at home in the building and identify with it. That's why it is important to involve them in the early stages of planning to get their input and understand their needs. Education on environmentally friendly behavior and the correct use of resources also helps to ensure the best possible sustainability outcomes.

#### **Design for flexible use**

Needs change over time – and buildings designed for flexibility and easy repurposing have greater asset value.

#### **Sustainable procurement**

In keeping with a commitment to the Cradle-to-Cradle® principle, it is essential to ensure that materials used for construction, repairs and maintenance meet the requirements of the circular economy, and to avoid pollutants in materials for fitout, furnishing and building maintenance. It is also important to ensure that suppliers operate in environmentally safe ways.

#### **Green and smart**

Green roofs and facades improve thermal insulation, store rainwater and enhance air quality. Environmentally friendly technologies such as solar energy, heat recovery systems, smart lighting and smart energy management systems make further contributions to climate friendly and cost-efficient operation. Consumption can be reduced by installing energy-efficient technologies, lighting systems, heating and cooling systems. Smart monitoring and analysis identify opportunities for reducing energy consumption. Water-saving fittings and the use of rainwater for irrigation drastically reduce water consumption.

#### **Waste management**

Waste separation and recycling programs minimize waste and recover recyclable materials.

#### **Indoor air quality**

Regular maintenance of HVAC systems, use of low-emission building materials, regular ventilation and the use of environmentally friendly cleaning products and methods improve air quality and the health of building occupants.

#### **Preventive maintenance**

Regular maintenance minimizes wear and tear on building components and maintains energy efficiency. It also enhances user amenity and well-being.

#### **Sustainable mobility**

Programs to promote environmentally friendly means of transport such as bicycles, public transport and electric vehicles reduce the company's carbon footprint. This also requires the provision of EV charging stations and bicycle parking.

#### **Certifications**

Sustainability certifications such as LEED (Leadership in Energy and Environmental Design) and BREEAM (Building Research Establishment Environmental Assessment Method) are official recognition of sustainability achievements. They can be worn as a badge of honor and make a positive contribution to the company's environmental credentials.

**Benefits of sustainable FM at a glance**

- › Minimizes cost of operation
- › Minimizes carbon footprint
- › Maintains attractiveness of properties
- › Ensures high user amenity
- › Avoids maintenance backlog
- › Ensures compliance with regulations
- › Avoids assets becoming stranded
- › Promotes pride and well-being
- › Reflects corporate attitude
- › Green credentials enhance brand identity and value

This report brings transparency to the market and allows you to select the FM provider that can deliver the services you need where you need them – essential to ensuring the sustainable operation of your buildings in the long term in an increasingly competitive market.

We hope you enjoy reading the report and find it useful.

We welcome your feedback!

Please send it to: [European-FM-Provider-Report-2023@dreso.com](mailto:European-FM-Provider-Report-2023@dreso.com)

## Desk-based research: List of references

**Acciona**, revenue and number of employees retrieved from <https://mediacd.n.acciona.com/media/vcdxk50/acciona-2022-annual-results.pdf> on 07 August 2023. Address of headquarters retrieved from <https://www.acciona.com/contact/> on 07 August 2023.

**Advenis**, revenue retrieved from [www.advenis.com](http://www.advenis.com) on 07 August 2023. Number of employees retrieved from <https://www.advenis.com/qui-sommes-nous/> on 07 August 2023. Address of headquarters retrieved from <https://www.advenis.com/contact/> on 07 August 2023.

**Apleona**, revenue, number of employees, address of headquarters retrieved from <https://www.apleona.com/ueber-apeleona/unternehmen/> on 08 August 2023.

**Aramark**, revenue retrieved from <https://aramark.gcs-web.com/static-files/2df382eb-0a55-4b5f-a5b4-7775475b0a22> on 07 August 2023. Number of employees retrieved from <https://www.macrotrends.net/stocks/charts/ARMK/aramark/number-of-employees#> on 07 August 2023. Address of headquarters retrieved from <https://www.aramark.com/home> on 07 August 2023.

**Armonia**, revenue, number of employees, address of headquarters retrieved from <https://armonia-facilities.com/en> on 04 August 2023.

**Bidvest Noonan**, number of employees retrieved from <https://www.bidvestnoonan.com/about-us/> on 08 August 2023.

**Bravida Danmark A/S**, revenue and number of employees retrieved from <https://airtools-bravida.prod-mid-euw3.investis.com/sites/airtools-bravida/files/pr/202304066004-1.pdf?ts=1687778812> on 07 August 2023.

**Caverion**, revenue and number of employees retrieved from <https://www.caverion.com/investors/key-figures> on 08 August 2023. Address of headquarters retrieved from <https://www.caverion.com/contact> on 08 August 2023.

**Coor**, revenue, number of employees and address of headquarters retrieved from <https://www.coor.com/who-we-are/> on 13 September 2023.

**Compass Group**, revenue and number of employees retrieved from <https://www.compass-group.com/content/dam/compass-group/corporate/oar-2022/2022-annual-report-compass-group.pdf> on 07 August 2023. Address of headquarters retrieved from <https://www.compass-group.com/en/who-we-are/at-a-glance.html> on 07 August 2023.

**Cresa**, number of employees retrieved from <https://www.cresa.com/AboutUs> on 07 August 2023. Address of headquarters retrieved from <https://www.cresa.com/Global-Locations> on 07 August 2023.

**Cushman and Wakefield**, revenue and number of employees retrieved from <https://www.cushmanwakefield.com/de-de/germany> on 07 August 2023. Address of headquarters retrieved from <https://www.cushmanwakefield.com/de-de/offices/offices-search#q=europe> on 07 August 2023.

**Dorfner Gruppe**, revenue retrieved from <https://www.dorfner-gruppe.de/> on 07 August 2023. Number of employees retrieved from <https://www.dorfner-gruppe.de/standorte/> on 07 August 2023. Address of headquarters retrieved from <https://www.rationell-reinigen.de/dorfner-umsatz-erst-mals-ueber-300-mio-euro-268055/> on 07 August 2023.

**Eiffage Group**, revenue retrieved from <https://www.eiffage.com/finance/chiffres-cles> on 07 August 2023. Number of employees retrieved from <https://bau.eiffage-infra.de/de/eiffage-in-deutschland> on 07 August 2023. Address of headquarters retrieved from <https://www.eiffage.com/groupe/eiffage-implantations-dans-le-monde> on 07 August 2023.

**Engie Deutschland**, revenue retrieved from [https://www.engie.com/sites/default/files/assets/documents/2023-03/ENGIE\\_Rapport%20d%27activit%C3%A9%20et%20%C3%A9tats%20financiers%20consolid%C3%A9s%20annuels%202022.pdf](https://www.engie.com/sites/default/files/assets/documents/2023-03/ENGIE_Rapport%20d%27activit%C3%A9%20et%20%C3%A9tats%20financiers%20consolid%C3%A9s%20annuels%202022.pdf) on 07 August 2023. Number of employees retrieved from <https://www.engie.com/groupe/qui-sommes-nous/carte-d-identite> on 07 August 2023. Address of headquarters retrieved from <https://www.engie.com/> on 07 August 2023.

**Facilicom Group**, number of employees retrieved from <https://www.facilicomgroup.nl/nl/over-facilicom-group/over-ons/bedrijfscode> on 26 July 2023. Revenue and address of headquarters retrieved from <https://www.facilicomgroup.nl/nl/over-facilicom-group/onze-organisatie/cijfers-en-jaarverslagen> on 26 July 2023.

**Ferrovial**, revenue, number of employees and address of headquarters retrieved from <https://static.ferrovial.com/wp-content/uploads/2023/03/01084415/ferrovial-integrated-annual-report-2022.pdf> on 04 August 2022.

**Forened A/S**, revenue, number of employees and address of headquarters retrieved from <https://www.forened.com/> on 14 June 2023.

**Götz**, revenue retrieved from [https://www.facility-manager.de/wp-content/uploads/formidable/6/FS\\_2022\\_Goetz.pdf](https://www.facility-manager.de/wp-content/uploads/formidable/6/FS_2022_Goetz.pdf) on 26 July 2023. Number of employees retrieved from <https://goetz-fm.com/> on 26 July 2023. Address of headquarters retrieved from <https://goetz-fm.com/unternehmen/standorte/> on 26 July 2023.

**Grupo Eulen**, revenue and number of employees retrieved from <https://www.eulen.com/es/en/corporation/eulen-figures/> on 08 August 2023. Address of headquarters retrieved from <https://www.eulen.com/us/corporation/our-offices/> on 08 August 2023.

**GSH Group**, Address of headquarters retrieved from <https://www.gshgroup.com/de/locations/> on 07 August 2023.

**JLL**, revenue, number of employees and address of headquarters retrieved from [https://s202.q4cdn.com/536608393/files/doc\\_financials/2022/ar/jll-2022-annual-report.pdf](https://s202.q4cdn.com/536608393/files/doc_financials/2022/ar/jll-2022-annual-report.pdf) on 04 August 2023.

**KESZ Group**, revenue, number of employees and address of headquarters retrieved from <http://www.kesz.hu/en/contact> on 07 August 2023.

**Mace**, revenue retrieved from [https://images.content.macegroup.com/Web/MaceLimit-ed/%7Baf39736c-b4de-4b4d-a297-6dc7e7deaac%7D\\_2022\\_Mace\\_Group\\_Annual\\_Report.pdf](https://images.content.macegroup.com/Web/MaceLimit-ed/%7Baf39736c-b4de-4b4d-a297-6dc7e7deaac%7D_2022_Mace_Group_Annual_Report.pdf) on 04 August 2023. Address of headquarters retrieved from <https://www.macegroup.com/locations/uk-and-europe> on 04 August 2023.

**Markas**, revenue retrieved from [https://www.markas.com/smaredit/documents/\\_mediacenter/sozialbilanz\\_2021\\_web.pdf](https://www.markas.com/smaredit/documents/_mediacenter/sozialbilanz_2021_web.pdf) on 07 August 2023. Number of employees retrieved from <https://www.markas.com/de/willkommen-bei-uns-1.htm> on 07 August 2023. Address of headquarters retrieved from <https://www.markas.com/de/standorte-953.html> on 07 August 2023.

**Mitie**, revenue and number of employees retrieved <https://www.mitie.com/wp-content/uploads/2022/06/Annual-Report-2022.pdf> on 07 August 2023. Address of headquarters retrieved from <https://www.mitie.com/about-mitie/> on 07 August 2023.

**OCS**, revenue and number of employees retrieved from <https://www.ocs.com/media/ocs/documents/international/annual-review/ocs-annual-review-ye-31-12-2020.pdf> on 07 August 2023. Address of headquarters retrieved from <https://www.ocs.com/global-locations/> on 07 August 2023.

**Rekeep**, revenue, number of employees and address of headquarters retrieved from [Rekeep-brochure-2022.pdf](#) on 07 August 2023.

**Samsic facility**, revenue and number of employees retrieved from <https://www.samsic.com/en/key-figures> on 13 September 2023. Address of headquarters retrieved from <https://www.samsic.com/en/contact> on 13 September 2023.

**Sauter**, revenue and number of employees retrieved from <https://www.sauter-fm.com/wp-content/uploads/sites/32/2022/08/P70010730001-Die-SAUTER-Gruppe.pdf> on August 2023. Address of headquarters retrieved from <https://www.sauter-fm.com/unternehmen/standorte/> on 08 August 2023.

**Simacek**, revenue retrieved from <https://www.northdata.de/Simacek+Facility+Management+Group+GmbH,+Wien/116454g> on 07 August 2023. Number of employees retrieved from <https://www.simacek.com/at/de/unternehmen/das-unternehmen/die-geschaeftsfuehrung.html> on 07 August 2023. Address of headquarters retrieved from [standorte-karte-eu.html](https://www.simacek.com/standorte-karte-eu.html) on 07 August 2023.

**Skanska**, revenue and number of employees retrieved from <https://group.skanska.com/493785/site-assets/investors/reports-publications/annual-reports/2022/annual-and-sustainability-report-2022.pdf> on 07 August 2023. Address of headquarters retrieved from <https://www.skanska.com/> on 07 August 2023.

**Sodexo**, revenue and number of employees retrieved from [https://de.sodexo.com/files/live/sites/com-de/files/Home/05-%c3%9cber-uns/06-Kennzahlen/Snapshot\\_FY22\\_DE.pdf](https://de.sodexo.com/files/live/sites/com-de/files/Home/05-%c3%9cber-uns/06-Kennzahlen/Snapshot_FY22_DE.pdf) on 07 August 2023. Address of headquarters retrieved from <https://www.sodexo.com/en/our-locations> on 07 August 2023.

**TDGI**, address of headquarters retrieved from <https://www.tdgiworld.com/en/about-tdgi/the-company/> on 08 August 2023

**Toma Facility Norge AS**, revenue, number of employees and address of headquarters retrieved from <https://tomafacility.ofir.com/#top> on 07 August 2023.

**TVO Europe**, revenue, number of employees and address of headquarters retrieved from <https://www.tvoeurope.com/#kontakty> on 07 August 2023.

**Veolia**, revenue and number of employees retrieved from <https://www.veolia.com/fr/groupe/profil> on 07 August 2023. Address of headquarters retrieved from <https://www.veolia.com/sites/g/files/dvc4206/files/document/2023/05/veolia-chiffres-cles-2022.pdf> on 07 August 2023.

## IMPRINT

### PUBLISHED BY

Drees & Sommer SE  
Obere Waldplätze 12  
70569 Stuttgart

info@dreso.com  
www.dreso.com

### IN COOPERATION WITH

IFMA EMEA (International Facility Management  
Association EMEA)

### CONTACT

Thomas Häusser  
+49 711 687070-359  
thomas.haeusser@dreso.com

Bernd Fisel  
+49 711 687070-390  
bernd.fisel@dreso.com

### COORDINATOR

Tanja Glaser  
+49 711 1317-10280  
tanja.glaser@dreso.com

### ENGLISH EDITING

Williams Technical Communication Pty Ltd,  
Brisbane

### PHOTO CREDITS

Cover: © Gettyimages - gremlin



**DREES &  
SOMMER**